

Spielbericht

V3.3

CLUBSPIEL	<input checked="" type="checkbox"/>
POKALSPIEL	<input type="checkbox"/>
LÄNDERSPIEL	<input type="checkbox"/>
KV-SPIEL	<input type="checkbox"/>

SENIOREN	<input type="checkbox"/>
FRAUEN	<input type="checkbox"/>
MÄNNER	<input checked="" type="checkbox"/>
U23	<input type="checkbox"/>
U18/14/10	<input type="checkbox"/>

Land:	Rheinhausen-Pfalz	Datum: 28.11.2015
Ort:	Grünstadt	
Bahnanlage:	Kegelcenter Grünstadt	
Spielbeginn	13:25 Uhr	Spielende: 16:37 Uhr
Liga	Gruppenliga - Männer	Spieltag: 8

Heimmannschaft: **KV Grünstadt 4**

Gastmannschaft: **TuS Gerolsheim 3**

Pass-Nr.	Vorname, Name	Mon/Jahr	Voll	Abräumen	Fehler	Gesamt	Pass-Nr.	Vorname, Name	Mon/Jahr	Voll	Abräumen	Fehler	Gesamt
10A4450	Dennis Eisenbach		579	251	13	830	10A2394	Jürgen Nickel		637	294	2	931
10A4457	Winfried Klein		584	309	11	893	10A2405	Jürgen Dämgen		597	233	20	830
10A4473	Wilfried Selzer		570	217	15	787	10B1516	Reinhold Haßlöcher		572	202	29	774
10A7627	Kevin Grössl		531	186	34	717	10A7247	Tobias Bethge		615	293	5	908
10B1577	Tony Brand		558	244	10	802	10A2404	Michael Dobberstein		615	249	18	864
10A4466	Hans-Jürgen Pabst		572	242	18	814	10A4141	Hans-Jürgen Basler		584	265	16	849
10A4470	Michael Schmalzl				0		10A7263	Stefan Wittur				0	
Differenz: -313			3394	1449	101	4843			3620	1536	90	5156	

- 1) Bahn/Kugelmateriale in Ordnung Ja Nein
 2) Pässe in Ordnung Ja Nein
 Protest Ja Nein
 4) Verletzung Ja Nein
 5) Verwarnung Ja Nein
 6) Sonstiges Ja Nein

Schiedsrichter O.K. Ja Nein

Schiedsrichter O.K. Ja Nein

Anlagen

Heimmannschaft:

Schiedsrichter/Aufsicht:

Gastmannschaft:

Ergebnisse:

KV Grünstadt 3	- VT Frankenthal 1	5195 : 5225
SKC Monsheim 4	- BSG Bornheim 2	4861 : 4857
KV Grünstadt 4	- TuS Gerolsheim 3	4843 : 5156
SKC GH Hohenecken 2	- SG KSG Mainz / GN Essenheim 2	5248 : 5164
SKC Gommersheim 1	- TSG Haßloch 2	5167 : 5078

Tabelle:

Pl.	Mannschaft	Sp.	Punkte	Kegel	DS-H	DS-A	DS-G
1	SG KSG Mainz / GN Essenheim 2	8	12 : 4	41425	5207,3	5160,6	5178,1
2	TuS Gerolsheim 3	8	12 : 4	40432	5018,2	5113,7	5054,0
3	SKC GH Hohenecken 2	7	10 : 4	36067	5138,3	5163,0	5152,4
4	SKC Monsheim 4	7	10 : 4	35351	5043,4	5067,0	5050,1
5	SKC Gommersheim 1	8	10 : 6	40816	5143,3	5077,2	5102,0
6	KV Grünstadt 3	8	8 : 8	41372	5276,0	5067,0	5171,5
7	VT Frankenthal 1	8	8 : 8	36212	5276,7	5095,5	5173,1
8	TSG Haßloch 2	8	6 : 10	40951	5061,8	5176,0	5118,9
9	BSG Bornheim 2	8	2 : 14	39418	4871,3	4983,3	4927,3
10	KV Grünstadt 4	8	0 : 16	33928	4953,0	4581,5	4846,9

Mannschaft der Woche:

Pl.	Name	Club	Ges.	V	A	F
1	Manfred Schröder	VTF	946	624	322	6
2	Andreas Schulz	MAE	936	631	305	2
3	Christopher Braun	GHH	935	622	313	7
4	Jürgen Nickel	GEH	931	637	294	2
5	Marco Steffan	GHH	926	619	307	7
6	Armin Moser	GOM	922	626	296	9

Gesamt: 5596

Top 16 der Saison:

Pl.	Name	Club	AS	HS	GS
1	Michael Dobberstein	GEH	897.7	862.3	877.4
2	Vladimir Hecimovic	MAE	892.6	872.7	885.1
3	Armin Moser	GOM	887.5	932.7	906.9
4	Hans-Jürgen Armbrust	THA	886.0	869.7	879.0
5	Karl Hauswirth	GST	882.0	933.8	907.9
6	Ralf Litzel	GOM	880.8	854.0	869.3
7	Mike Schaloske	MON	879.5	869.7	873.6
8	Chojowski Bernd	VTF	876.0	890.5	881.8
9	Jens Kretzschmar	VTF	873.7	852.3	863.0
10	Egon Laudemann	BOR	872.7	860.8	865.9
11	Bernd Müller	VTF	871.5	911.3	895.4
12	Jörg Stramitzel	VTF	869.3	885.0	875.6
13	Wolfgang Gast	THA	868.8	851.3	860.0
14	Sven Bormann	GOM	860.7	860.0	860.4
15	Manfred Schröder	VTF	860.3	919.3	885.6
16	Gerhard Weschler	BOR	860.3	807.8	834.0

Top-Spieler der Saison - ab Platz 17:

(mindestens 2/3 der Spiele)

Pl.	Name	Club	AS	HS	GS
17	Uwe Rohde	GHH	860.0	859.5	859.8
18	Arnold Litzel	GOM	858.8	830.7	846.7
19	Albert Brunner	GEH	858.5	868.8	865.9
20	Dieter Albrecht	MAE	858.0	873.3	864.6
21	Siegfried Streck	MAE	856.3	838.5	850.3
22	Klaus Stengel	GHH	856.0	839.0	847.5
23	Alfred Kurfess	THA	856.0	837.0	846.5
24	Markus Gauger	GHH	854.3	826.3	840.3
25	Christian Niebergall	MAE	851.5	871.5	858.2
26	Hans-Jürgen Basler	GEH	850.3	866.2	860.3
27	Ingo Geiger	GST	850.0	872.3	861.1
28	Tobias Uhrig	MON	847.5	848.6	848.3
29	Eduard Philipp	THA	845.7	840.3	842.6
30	Ernst Rehbein	MAE	842.4	887.7	859.4
31	Werner Weickert	GST	842.0	888.5	865.3
32	Jürgen Dämgen	GEH	839.3	866.7	853.0
33	Bernd Hundemer	BOR	836.3	792.8	814.5
34	Hans-Gerd Schlemilch	BOR	831.8	806.0	818.9
35	Josef Kraus	GST	828.8	840.3	833.7
36	Uwe Bethge	GEH	828.0	851.3	842.0
37	Gregor Kegel	GOM	827.3	843.7	835.5
38	Robert Neubert	GST	826.5	872.8	859.6
39	Tony Brand	GST	822.3	837.6	831.9
40	Detlef Schwender	GOM	821.3	857.0	833.2
41	Reiner Wilhelmy	GST	821.3	858.8	840.0
42	Horst Nied	THA	818.0	819.0	818.5
43	Illja Latkovic	MON	810.0	882.0	867.6
44	Dennis Eisenbach	GST	809.5	826.3	819.6
45	Wilfried Selzer	GST	770.5	808.3	795.7
46	Winfried Klein	GST	767.0	875.2	844.3
47	Peter Weschler	BOR	762.3	741.5	755.3
48	Hans-Jürgen Pabst	GST	756.5	819.5	798.5
49	Friedel Uhrig	MON	0.0	807.4	807.4

Einzelschnittliste

Pl.	Name	PBL	Club	AS	HS	GS	Sp. A	Sp. H	Akt.
1	Christian Birkheimer	866	MAE	966.0	0.0	966.0	1		0
2	Christian Eichhorn	1022	THA	950.0	0.0	950.0	1		0
3	Andreas Schulz	947	MAE	936.0	882.3	895.8	1	3	936
4	Jürgen Nickel	986	GEH	931.0	887.0	909.0	1	1	931
5	Jörg Schlemilch	960	BOR	922.0	0.0	922.0	1		0
6	Hans-Lothar Bechtel	911	GST	914.0	0.0	914.0	1		0
7	Frank Billian	957	THA	907.0	0.0	907.0	1		0
8	Maximilian Hudel	982	MON	898.0	805.0	851.5	1	1	0
9	Michael Dobberstein	968	GEH	897.7	862.3	877.4	3	4	864
10	Walter Dicu	923	VTF	893.0	958.0	925.5	1	1	0
11	Vladimir Hecimovic	939	MAE	892.6	872.7	885.1	5	3	850
12	Marco Steffan	920	GHH	891.0	926.0	902.7	2	1	926
13	Ludwig Doerle	931	MAE	888.0	0.0	888.0	1		0
14	Armin Moser	971	GOM	887.5	932.7	906.9	4	3	922
15	Hans-Jürgen Armbrust	991	THA	886.0	869.7	879.0	4	3	907
16	Karl Hauswirth	977	GST	882.0	933.8	907.9	4	4	918
17	Ralf Litzel	929	GOM	880.8	854.0	869.3	4	3	885
18	Volker Tremmel	907	GHH	880.0	828.0	867.0	3	1	0
19	Ewald Louis	950	THA	880.0	867.5	871.7	1	2	0
20	Mike Schaloske	936	MON	879.5	869.7	873.6	2	3	0
21	Klaus Krahl	0	GHH	878.0	0.0	878.0	1		0
22	Anton Spiegel	906	GHH	877.0	851.0	868.3	2	1	0
23	Chojowski Bernd	961	VTF	876.0	890.5	881.8	3	2	916
24	Tobias Ams	1003	THA	876.0	904.5	890.3	2	2	855
25	Tobias Bethge	950	GEH	875.5	916.5	896.0	2	2	908
26	Jens Kretzschmar	910	VTF	873.7	852.3	863.0	3	3	0
27	Egon Laudemann	913	BOR	872.7	860.8	865.9	3	4	866
28	Bernd Müller	947	VTF	871.5	911.3	895.4	2	3	0
29	Jörg Stramitzel	976	VTF	869.3	885.0	875.6	3	2	911
30	Alexander Walther	922	BOR	869.0	0.0	869.0	1		0
31	Wolfgang Gast	949	THA	868.8	851.3	860.0	4	4	829
32	Peter Braun	909	GHH	866.3	892.0	872.8	3	1	0
33	Stephan Dobberstein	930	MON	866.0	863.0	864.5	1	1	0
34	Wolfgang Weschler	930	BOR	865.0	0.0	865.0	1		0
35	Sven Bormann	914	GOM	860.7	860.0	860.4	3	2	844
36	Manfred Schröder	932	VTF	860.3	919.3	885.6	4	3	946
37	Gerhard Weschler	905	BOR	860.3	807.8	834.0	4	4	831
38	Uwe Rohde	945	GHH	860.0	859.5	859.8	3	2	0
39	Norbert Winkenbach	940	MON	859.5	858.5	859.0	2	2	0
40	Arnold Litzel	905	GOM	858.8	830.7	846.7	4	3	817
41	Albert Brunner	965	GEH	858.5	868.8	865.9	2	5	0
42	Dieter Albrecht	903	MAE	858.0	873.3	864.6	4	3	830
43	Siegfried Streck	907	MAE	856.3	838.5	850.3	4	2	854
44	Klaus Stengel	903	GHH	856.0	839.0	847.5	3	3	857
45	Alfred Kurfess	962	THA	856.0	837.0	846.5	3	3	0
46	Markus Gauger	929	GHH	854.3	826.3	840.3	3	3	814
47	Marcel Neu	978	GHH	853.0	0.0	853.0	1		0
48	Christian Niebergall	933	MAE	851.5	871.5	858.2	4	2	0
49	Hans-Jürgen Basler	923	GEH	850.3	866.2	860.3	3	5	849
50	Ingo Geiger	898	GST	850.0	872.3	861.1	4	4	856

Einzelchnittliste

Pl.	Name	PBL	Club	AS	HS	GS	Sp. A	Sp. H	Akt.
51	Tobias Uhrig	980	MON	847.5	848.6	848.3	2	5	797
52	Michael Kräuter	837	MON	846.0	800.0	823.0	1	1	800
53	Eduard Philipp	964	THA	845.7	840.3	842.6	3	4	869
54	Jan Rohde	1015	GHH	843.0	905.5	884.7	1	2	893
55	Ernst Rehbein	907	MAE	842.4	887.7	859.4	5	3	878
56	Werner Weickert	913	GST	842.0	888.5	865.3	4	4	873
57	Jürgen Dämgen	941	GEH	839.3	866.7	853.0	3	3	830
58	Bernd Hundemer	852	BOR	836.3	792.8	814.5	4	4	789
59	Hans-Gerd Schlemilch	902	BOR	831.8	806.0	818.9	4	4	849
60	Josef Kraus	873	GST	828.8	840.3	833.7	4	3	846
61	Uwe Bethge	933	GEH	828.0	851.3	842.0	2	3	0
62	Gregor Kegel	941	GOM	827.3	843.7	835.5	3	3	839
63	Robert Neubert	914	GST	826.5	872.8	859.6	2	5	881
64	Dirk Schurig	906	GOM	823.7	0.0	823.7	3		0
65	Tony Brand	0	GST	822.3	837.6	831.9	3	5	802
66	Reiner Wilhelmy	876	GST	821.3	858.8	840.0	4	4	821
67	Detlef Schwender	934	GOM	821.3	857.0	833.2	4	2	0
68	Hans-Peter Böhmer	937	THA	821.0	0.0	821.0	1		0
69	Horst Nied	936	THA	818.0	819.0	818.5	3	3	802
70	Hans-Peter Ferentz	0	VTF	817.5	818.0	817.7	2	1	848
71	Andreas Wendt	832	THA	816.0	812.5	813.7	1	2	816
72	Dieter Hartmann	0	GOM	812.0	0.0	812.0	1		0
73	Hubert Ohl	444	MAE	810.0	0.0	810.0	1		0
74	Illja Latkovic	898	MON	810.0	882.0	867.6	1	4	869
75	Dennis Eisenbach	865	GST	809.5	826.3	819.6	2	3	830
76	Martin Dicu	444	VTF	799.0	0.0	799.0	1		0
77	Michels Markus	905	VTF	793.5	812.5	803.0	2	2	820
78	Emil Riebe	793	VTF	784.0	0.0	784.0	1		784
79	Marcel Hunger	914	MAE	781.0	0.0	781.0	1		0
80	Wilfried Selzer	897	GST	770.5	808.3	795.7	2	4	787
81	Winfried Klein	844	GST	767.0	875.2	844.3	2	5	893
82	Peter Weschler	890	BOR	762.3	741.5	755.3	4	2	774
83	Reinhold Haßlöcher	0	GEH	762.0	0.0	762.0	2		774
84	Richard Clemens	832	GHH	760.0	0.0	760.0	1		0
85	Hans-Jürgen Pabst	884	GST	756.5	819.5	798.5	2	4	814
86	Sascha Ruschil	770	BOR	749.0	0.0	749.0	1		0
87	Kurt Keck	879	BOR	748.0	0.0	748.0	1		748
88	Christopher Braun	961	GHH	0.0	935.0	935.0		1	935
89	Markus Biebinger	955	GEH	0.0	916.0	916.0		1	0
90	Erich Storck	933	GST	0.0	916.0	916.0		1	0
91	Tobias Kräuter	937	MON	0.0	909.0	909.0		2	0
92	Arno Oehmig	952	GHH	0.0	900.0	900.0		1	0
93	Karolj Marton	989	GEH	0.0	899.0	899.0		2	0
94	Carsten Nickel	942	GEH	0.0	892.0	892.0		1	0
95	Udo Fetzer	1017	GEH	0.0	882.0	882.0		1	0
96	Wilfried Junghanß	932	GST	0.0	875.0	875.0		1	0
97	Gerhard Graf	973	MON	0.0	874.0	874.0		1	874
98	Daniel Decker	923	BOR	0.0	835.3	835.3		3	0
99	Werner Barz	867	GHH	0.0	823.0	823.0		1	823
100	Michael Schmalzl	829	GST	0.0	814.0	814.0		3	0

Einzelchnittliste

Pl.	Name	PBL	Club	AS	HS	GS	Sp. A	Sp. H	Akt.
101	Franz Hirsch	0	BOR	0.0	809.0	809.0		3	0
102	Friedel Uhrig	887	MON	0.0	807.4	807.4		5	753
103	Thomas Kraus	948	MON	0.0	801.8	801.8		4	768
104	Manfred Hinkel	0	GST	0.0	767.0	767.0		1	0
105	Frank Hoffmann	953	THA	0.0	735.0	735.0		1	0
106	Kevin Grössl	0	GST	0.0	717.0	717.0		1	717
107	Sebastian Buch	831	MON	0.0	716.0	716.0		1	0

LANDESVERBAND



Deutsche Classic-Kegler Union e.V.

RHEINHESSEN-PFALZ

Einzelschnittliste

Pl.	Name	Club	Heimspiele					Auswärtsspiele					Gesamt				
			S	V	A	F	G	S	V	A	F	G	S	V	A	F	G
1	Christian Birkheimer	MAE		0.0	0.0	0.0	0.0	1	611.0	355.0	4.0	966.0	1	611.0	355.0	4.0	966.0
2	Christian Eichhorn	THA		0.0	0.0	0.0	0.0	1	642.0	308.0	4.0	950.0	1	642.0	308.0	4.0	950.0
3	Andreas Schulz	MAE	3	589.0	293.3	3.7	882.3	1	631.0	305.0	2.0	936.0	4	599.5	296.3	3.3	895.8
4	Jürgen Nickel	GEH	1	580.0	307.0	4.0	887.0	1	637.0	294.0	2.0	931.0	2	608.5	300.5	3.0	909.0
5	Jörg Schlemilch	BOR		0.0	0.0	0.0	0.0	1	603.0	319.0	6.0	922.0	1	603.0	319.0	6.0	922.0
6	Hans-Lothar Bechtel	GST		0.0	0.0	0.0	0.0	1	602.0	312.0	7.0	914.0	1	602.0	312.0	7.0	914.0
7	Frank Billian	THA		0.0	0.0	0.0	0.0	1	611.0	296.0	6.0	907.0	1	611.0	296.0	6.0	907.0
8	Maximilian Hudel	MON	1	570.0	235.0	17.0	805.0	1	599.0	299.0	10.0	898.0	2	584.5	267.0	13.5	851.5
9	Michael Dobberstein	GEH	4	603.5	258.8	12.0	862.3	3	612.7	285.0	10.3	897.7	7	607.4	270.0	11.3	877.4
10	Walter Dicu	VTF	1	635.0	323.0	8.0	958.0	1	628.0	265.0	15.0	893.0	2	631.5	294.0	11.5	925.5
11	Vladimir Hecimovic	MAE	3	580.3	292.3	6.3	872.7	5	594.8	297.8	6.0	892.6	8	589.4	295.8	6.1	885.1
12	Marco Steffan	GHH	1	619.0	307.0	7.0	926.0	2	599.0	292.0	6.0	891.0	3	605.7	297.0	6.3	902.7
13	Ludwig Doerle	MAE		0.0	0.0	0.0	0.0	1	605.0	283.0	8.0	888.0	1	605.0	283.0	8.0	888.0
14	Armin Moser	GOM	3	630.0	302.7	4.3	932.7	4	609.5	278.0	6.0	887.5	7	618.3	288.6	5.3	906.9
15	Hans-Jürgen Armbrust	THA	3	630.0	239.7	22.0	869.7	4	621.8	264.3	16.8	886.0	7	625.3	253.7	19.0	879.0
16	Karl Hauswirth	GST	4	623.8	310.0	5.5	933.8	4	608.8	273.3	9.8	882.0	8	616.3	291.6	7.6	907.9
17	Ralf Litzel	GOM	3	589.0	265.0	15.0	854.0	4	597.3	283.5	12.3	880.8	7	593.7	275.6	13.4	869.3
18	Volker Tremmel	GHH	1	597.0	231.0	16.0	828.0	3	605.0	275.0	14.0	880.0	4	603.0	264.0	14.5	867.0
19	Ewald Louis	THA	2	596.0	271.5	7.5	867.5	1	610.0	270.0	10.0	880.0	3	600.7	271.0	8.3	871.7
20	Mike Schaloske	MON	3	582.0	287.7	12.3	869.7	2	611.0	268.5	7.0	879.5	5	593.6	280.0	10.2	873.6
21	Klaus Krahl	GHH		0.0	0.0	0.0	0.0	1	580.0	298.0	13.0	878.0	1	580.0	298.0	13.0	878.0
22	Anton Spiegel	GHH	1	597.0	254.0	15.0	851.0	2	595.5	281.5	11.0	877.0	3	596.0	272.3	12.3	868.3
23	Chojowski Bernd	VTF	2	598.0	292.5	7.5	890.5	3	599.7	276.3	9.0	876.0	5	599.0	282.8	8.4	881.8
24	Tobias Ams	THA	2	603.5	301.0	2.0	904.5	2	602.5	273.5	9.5	876.0	4	603.0	287.3	5.8	890.3
25	Tobias Bethge	GEH	2	606.5	310.0	10.0	916.5	2	604.0	271.5	9.5	875.5	4	605.3	290.8	9.8	896.0
26	Jens Kretzschmar	VTF	3	597.3	255.0	16.3	852.3	3	604.3	269.3	15.7	873.7	6	600.8	262.2	16.0	863.0
27	Egon Laudemann	BOR	4	600.5	260.3	15.5	860.8	3	595.0	277.7	16.3	872.7	7	598.1	267.7	15.9	865.9
28	Bernd Müller	VTF	3	615.7	295.7	7.3	911.3	2	586.0	285.5	6.5	871.5	5	603.8	291.6	7.0	895.4
29	Jörg Stramitzel	VTF	2	603.5	281.5	10.0	885.0	3	600.3	269.0	13.7	869.3	5	601.6	274.0	12.2	875.6
30	Alexander Walther	BOR		0.0	0.0	0.0	0.0	1	617.0	252.0	12.0	869.0	1	617.0	252.0	12.0	869.0
31	Wolfgang Gast	THA	4	592.0	259.3	12.3	851.3	4	606.3	262.5	11.3	868.8	8	599.1	260.9	11.8	860.0
32	Peter Braun	GHH	1	616.0	276.0	14.0	892.0	3	595.0	271.3	11.7	866.3	4	600.3	272.5	12.3	872.8
33	Stephan Dobberstein	MON	1	601.0	262.0	13.0	863.0	1	610.0	256.0	11.0	866.0	2	605.5	259.0	12.0	864.5
34	Wolfgang Weschler	BOR		0.0	0.0	0.0	0.0	1	588.0	277.0	14.0	865.0	1	588.0	277.0	14.0	865.0
35	Sven Bormann	GOM	2	613.5	246.5	16.5	860.0	3	591.7	269.0	16.7	860.7	5	600.4	260.0	16.6	860.4
36	Manfred Schröder	VTF	3	619.0	300.3	9.3	919.3	4	595.5	264.8	12.5	860.3	7	605.6	280.0	11.1	885.6
37	Gerhard Weschler	BOR	4	567.8	240.0	17.8	807.8	4	602.3	258.0	16.3	860.3	8	585.0	249.0	17.0	834.0
38	Uwe Rohde	GHH	2	603.0	256.5	18.0	859.5	3	574.0	286.0	11.3	860.0	5	585.6	274.2	14.0	859.8
39	Norbert Winkenbach	MON	2	596.0	262.5	15.5	858.5	2	598.0	261.5	13.5	859.5	4	597.0	262.0	14.5	859.0
40	Arnold Litzel	GOM	3	580.0	250.7	13.0	830.7	4	594.0	264.8	13.0	858.8	7	588.0	258.7	13.0	846.7
41	Albert Brunner	GEH	5	590.2	278.6	8.2	868.8	2	586.0	272.5	9.5	858.5	7	589.0	276.9	8.6	865.9
42	Dieter Albrecht	MAE	3	604.7	268.7	14.0	873.3	4	584.8	273.3	7.5	858.0	7	593.3	271.3	10.3	864.6
43	Siegfried Streck	MAE	2	579.0	259.5	12.0	838.5	4	582.8	273.5	9.5	856.3	6	581.5	268.8	10.3	850.3
44	Klaus Stengel	GHH	3	576.7	262.3	11.0	839.0	3	601.3	254.7	10.7	856.0	6	589.0	258.5	10.8	847.5
45	Alfred Kurfess	THA	3	585.3	251.7	13.0	837.0	3	612.3	243.7	14.0	856.0	6	598.8	247.7	13.5	846.5
46	Markus Gauger	GHH	3	591.0	235.3	15.3	826.3	3	603.3	251.0	14.7	854.3	6	597.2	243.2	15.0	840.3
47	Marcel Neu	GHH		0.0	0.0	0.0	0.0	1	593.0	260.0	5.0	853.0	1	593.0	260.0	5.0	853.0
48	Christian Niebergall	MAE	2	598.5	273.0	12.5	871.5	4	584.0	267.5	16.0	851.5	6	588.8	269.3	14.8	858.2
49	Hans-Jürgen Basler	GEH	5	598.0	268.2	8.4	866.2	3	586.3	264.0	11.0	850.3	8	593.6	266.6	9.4	860.3
50	Ingo Geiger	GST	4	609.0	263.3	12.0	872.3	4	591.8	258.3	13.3	850.0	8	600.4	260.8	12.6	861.1

Einzelchnittliste

Pl.	Name	Club	Heimspiele					Auswärtsspiele					Gesamt				
			S	V	A	F	G	S	V	A	F	G	S	V	A	F	G
51	Tobias Uhrig	MON	5	599.8	248.8	19.4	848.6	2	604.5	243.0	13.0	847.5	7	601.1	247.1	17.6	848.3
52	Michael Kräuter	MON	1	544.0	256.0	22.0	800.0	1	583.0	263.0	22.0	846.0	2	563.5	259.5	22.0	823.0
53	Eduard Philipp	THA	4	580.8	259.5	13.0	840.3	3	587.0	258.7	18.3	845.7	7	583.4	259.1	15.3	842.6
54	Jan Rohde	GHH	2	614.5	291.0	10.0	905.5	1	553.0	290.0	8.0	843.0	3	594.0	290.7	9.3	884.7
55	Ernst Rehbein	MAE	3	594.3	293.3	6.7	887.7	5	571.4	271.0	10.4	842.4	8	580.0	279.4	9.0	859.4
56	Werner Weickert	GST	4	610.8	277.8	14.5	888.5	4	590.3	251.8	17.0	842.0	8	600.5	264.8	15.8	865.3
57	Jürgen Dämgen	GEH	3	599.3	267.3	10.0	866.7	3	596.7	242.7	16.0	839.3	6	598.0	255.0	13.0	853.0
58	Bernd Hundemer	BOR	4	572.8	220.0	20.8	792.8	4	586.5	249.8	15.8	836.3	8	579.6	234.9	18.3	814.5
59	Hans-Gerd Schlemilch	BOR	4	561.5	244.5	15.8	806.0	4	587.3	244.5	17.0	831.8	8	574.4	244.5	16.4	818.9
60	Josef Kraus	GST	3	591.0	249.3	18.7	840.3	4	580.5	248.3	17.0	828.8	7	585.0	248.7	17.7	833.7
61	Uwe Bethge	GEH	3	595.7	255.7	12.0	851.3	2	570.0	258.0	8.0	828.0	5	585.4	256.6	10.4	842.0
62	Gregor Kegel	GOM	3	583.7	260.0	10.0	843.7	3	578.0	249.3	11.3	827.3	6	580.8	254.7	10.7	835.5
63	Robert Neubert	GST	5	595.4	277.4	10.2	872.8	2	567.0	259.5	12.0	826.5	7	587.3	272.3	10.7	859.6
64	Dirk Schurig	GOM		0.0	0.0	0.0	0.0	3	571.7	252.0	17.3	823.7	3	571.7	252.0	17.3	823.7
65	Tony Brand	GST	5	597.8	239.8	15.8	837.6	3	561.7	260.7	14.7	822.3	8	584.3	247.6	15.4	831.9
66	Reiner Wilhelmy	GST	4	611.0	247.8	15.0	858.8	4	575.5	245.8	17.8	821.3	8	593.3	246.8	16.4	840.0
67	Detlef Schwender	GOM	2	600.0	257.0	11.0	857.0	4	582.8	238.5	15.8	821.3	6	588.5	244.7	14.2	833.2
68	Hans-Peter Böhmer	THA		0.0	0.0	0.0	0.0	1	603.0	218.0	22.0	821.0	1	603.0	218.0	22.0	821.0
69	Horst Nied	THA	3	568.7	250.3	15.0	819.0	3	579.3	238.7	20.3	818.0	6	574.0	244.5	17.7	818.5
70	Hans-Peter Ferentz	VTF	1	576.0	242.0	23.0	818.0	2	613.5	204.0	34.0	817.5	3	601.0	216.7	30.3	817.7
71	Andreas Wendt	THA	2	566.5	246.0	16.0	812.5	1	568.0	248.0	17.0	816.0	3	567.0	246.7	16.3	813.7
72	Dieter Hartmann	GOM		0.0	0.0	0.0	0.0	1	548.0	264.0	12.0	812.0	1	548.0	264.0	12.0	812.0
73	Hubert Ohi	MAE		0.0	0.0	0.0	0.0	1	578.0	232.0	16.0	810.0	1	578.0	232.0	16.0	810.0
74	Illja Latkovic	MON	4	601.8	280.3	12.3	882.0	1	587.0	223.0	16.0	810.0	5	598.8	268.8	13.0	867.6
75	Dennis Eisenbach	GST	3	576.7	249.7	17.3	826.3	2	569.0	240.5	14.0	809.5	5	573.6	246.0	16.0	819.6
76	Martin Dicu	VTF		0.0	0.0	0.0	0.0	1	554.0	245.0	18.0	799.0	1	554.0	245.0	18.0	799.0
77	Michels Markus	VTF	2	578.5	234.0	25.5	812.5	2	590.0	203.5	31.5	793.5	4	584.3	218.8	28.5	803.0
78	Emil Riebe	VTF		0.0	0.0	0.0	0.0	1	589.0	195.0	26.0	784.0	1	589.0	195.0	26.0	784.0
79	Marcel Hunger	MAE		0.0	0.0	0.0	0.0	1	563.0	218.0	16.0	781.0	1	563.0	218.0	16.0	781.0
80	Wilfried Selzer	GST	4	578.3	230.0	17.0	808.3	2	531.5	239.0	21.0	770.5	6	562.7	233.0	18.3	795.7
81	Winfried Klein	GST	5	590.4	284.8	10.0	875.2	2	552.0	215.0	24.5	767.0	7	579.4	264.9	14.1	844.3
82	Peter Weschler	BOR	2	529.5	212.0	28.0	741.5	4	532.0	230.3	20.3	762.3	6	531.2	224.2	22.8	755.3
83	Reinhold Haßlöcher	GEH		0.0	0.0	0.0	0.0	2	566.5	195.5	27.0	762.0	2	566.5	195.5	27.0	762.0
84	Richard Clemens	GHH		0.0	0.0	0.0	0.0	1	559.0	201.0	27.0	760.0	1	559.0	201.0	27.0	760.0
85	Hans-Jürgen Pabst	GST	4	584.3	235.3	21.0	819.5	2	560.5	196.0	22.0	756.5	6	576.3	222.2	21.3	798.5
86	Sascha Ruschil	BOR		0.0	0.0	0.0	0.0	1	538.0	211.0	26.0	749.0	1	538.0	211.0	26.0	749.0
87	Kurt Keck	BOR		0.0	0.0	0.0	0.0	1	528.0	220.0	26.0	748.0	1	528.0	220.0	26.0	748.0
88	Christopher Braun	GHH	1	622.0	313.0	7.0	935.0		0.0	0.0	0.0	0.0	1	622.0	313.0	7.0	935.0
89	Markus Biebinger	GEH	1	622.0	294.0	10.0	916.0		0.0	0.0	0.0	0.0	1	622.0	294.0	10.0	916.0
90	Erich Storck	GST	1	640.0	276.0	13.0	916.0		0.0	0.0	0.0	0.0	1	640.0	276.0	13.0	916.0
91	Tobias Kräuter	MON	2	612.0	297.0	8.0	909.0		0.0	0.0	0.0	0.0	2	612.0	297.0	8.0	909.0
92	Arno Oehmig	GHH	1	617.0	283.0	12.0	900.0		0.0	0.0	0.0	0.0	1	617.0	283.0	12.0	900.0
93	Karolj Marton	GEH	2	613.0	286.0	7.5	899.0		0.0	0.0	0.0	0.0	2	613.0	286.0	7.5	899.0
94	Carsten Nickel	GEH	1	610.0	282.0	9.0	892.0		0.0	0.0	0.0	0.0	1	610.0	282.0	9.0	892.0
95	Udo Fetzer	GEH	1	608.0	274.0	8.0	882.0		0.0	0.0	0.0	0.0	1	608.0	274.0	8.0	882.0
96	Wilfried Junghanß	GST	1	596.0	279.0	5.0	875.0		0.0	0.0	0.0	0.0	1	596.0	279.0	5.0	875.0
97	Gerhard Graf	MON	1	598.0	276.0	6.0	874.0		0.0	0.0	0.0	0.0	1	598.0	276.0	6.0	874.0
98	Daniel Decker	BOR	3	596.3	239.0	19.7	835.3		0.0	0.0	0.0	0.0	3	596.3	239.0	19.7	835.3
99	Werner Barz	GHH	1	586.0	237.0	17.0	823.0		0.0	0.0	0.0	0.0	1	586.0	237.0	17.0	823.0
100	Michael Schmalzl	GST	3	579.0	235.0	26.0	814.0		0.0	0.0	0.0	0.0	3	579.0	235.0	26.0	814.0

Einzelschnittliste

Pl. Name	Club	Heimspiele					Auswärtsspiele					Gesamt				
		S	V	A	F	G	S	V	A	F	G	S	V	A	F	G
101 Franz Hirsch	BOR	3	551.7	257.3	16.7	809.0	0.0	0.0	0.0	0.0	3	551.7	257.3	16.7	809.0	
102 Friedel Uhrig	MON	5	572.4	235.0	22.0	807.4	0.0	0.0	0.0	0.0	5	572.4	235.0	22.0	807.4	
103 Thomas Kraus	MON	4	564.5	237.3	19.3	801.8	0.0	0.0	0.0	0.0	4	564.5	237.3	19.3	801.8	
104 Manfred Hinkel	GST	1	547.0	220.0	28.0	767.0	0.0	0.0	0.0	0.0	1	547.0	220.0	28.0	767.0	
105 Frank Hoffmann	THA	1	554.0	181.0	34.0	735.0	0.0	0.0	0.0	0.0	1	554.0	181.0	34.0	735.0	
106 Kevin Grössl	GST	1	531.0	186.0	34.0	717.0	0.0	0.0	0.0	0.0	1	531.0	186.0	34.0	717.0	
107 Sebastian Buch	MON	1	512.0	204.0	28.0	716.0	0.0	0.0	0.0	0.0	1	512.0	204.0	28.0	716.0	



Spielbegegnungen

KV Grünstadt 3 - VT Frankenthal 1

Robert Neubert	632	249	15	881	946	6	322	624	Manfred Schröder
Karl Hauswirth	626	292	6	918	848	33	221	627	Hans-Peter Ferentz
Josef Kraus	590	256	19	846	820	24	234	586	Michels Markus
Werner Weickert	612	261	14	873	784	26	195	589	Emil Riebe
Ingo Geiger	604	252	14	856	911	13	292	619	Jörg Stramitzel
Reiner Wilhelmy	605	216	19	821	916	10	296	620	Chojowski Bernd
	0	0	0	0	0	0	0	0	Norbert Jäger
	0	0	0	0	0	0	0	0	
-30	3669	1526	87	5195	5225	112	1560	3665	

SKC Monsheim 4 - BSG Bornheim 2

Tobias Uhrig	589	208	20	797	849	17	257	592	Hans-Gerd Schlemilch
Michael Kräuter	544	256	22	800	866	21	266	600	Egon Laudemann
Illija Latkovic	607	262	11	869	774	16	266	508	Peter Weschler
Gerhard Graf	598	276	6	874	789	16	228	561	Bernd Hundemer
Friedel Uhrig	560	193	27	753	748	26	220	528	Kurt Keck
Thomas Kraus	548	220	16	768	831	20	253	578	Gerhard Weschler
Elias Hudel	0	0	0	0	0	0	0	0	
	0	0	0	0	0	0	0	0	
+4	3446	1415	102	4861	4857	116	1490	3367	

KV Grünstadt 4 - TuS Gerolsheim 3

Dennis Eisenbach	579	251	13	830	931	2	294	637	Jürgen Nickel
Winfried Klein	584	309	11	893	830	20	233	597	Jürgen Dämgen
Wilfried Selzer	570	217	15	787	774	29	202	572	Reinhold Haßlöcher
Kevin Grössl	531	186	34	717	908	5	293	615	Tobias Bethge
Tony Brand	558	244	10	802	864	18	249	615	Michael Dobberstein
Hans-Jürgen Pabst	572	242	18	814	849	16	265	584	Hans-Jürgen Basler
Michael Schmalzl	0	0	0	0	0	0	0	0	Stefan Wittur
	0	0	0	0	0	0	0	0	
-313	3394	1449	101	4843	5156	90	1536	3620	












SKC GH Hohenecken 2 - SG KSG Mainz / GN Essenheim 2

Werner Barz	586	237	17	823	936	2	305	631	Andreas Schulz
Marco Steffan	619	307	7	926	878	9	301	577	Ernst Rehbein
Klaus Stengel	594	263	8	857	830	10	240	590	Dieter Albrecht
Markus Gauger	611	203	21	814	390	9	106	284	Christian Niebergall
Jan Rohde	611	282	10	893	854	8	269	585	Siegfried Streck
Christopher Braun	622	313	7	935	850	10	261	589	Vladimir Hecimovic
	0	0	0	0	426	5	126	300	Marcel Hunger
	0	0	0	0	0	0	0	0	
+84	3643	1605	70	5248	5164	53	1608	3556	

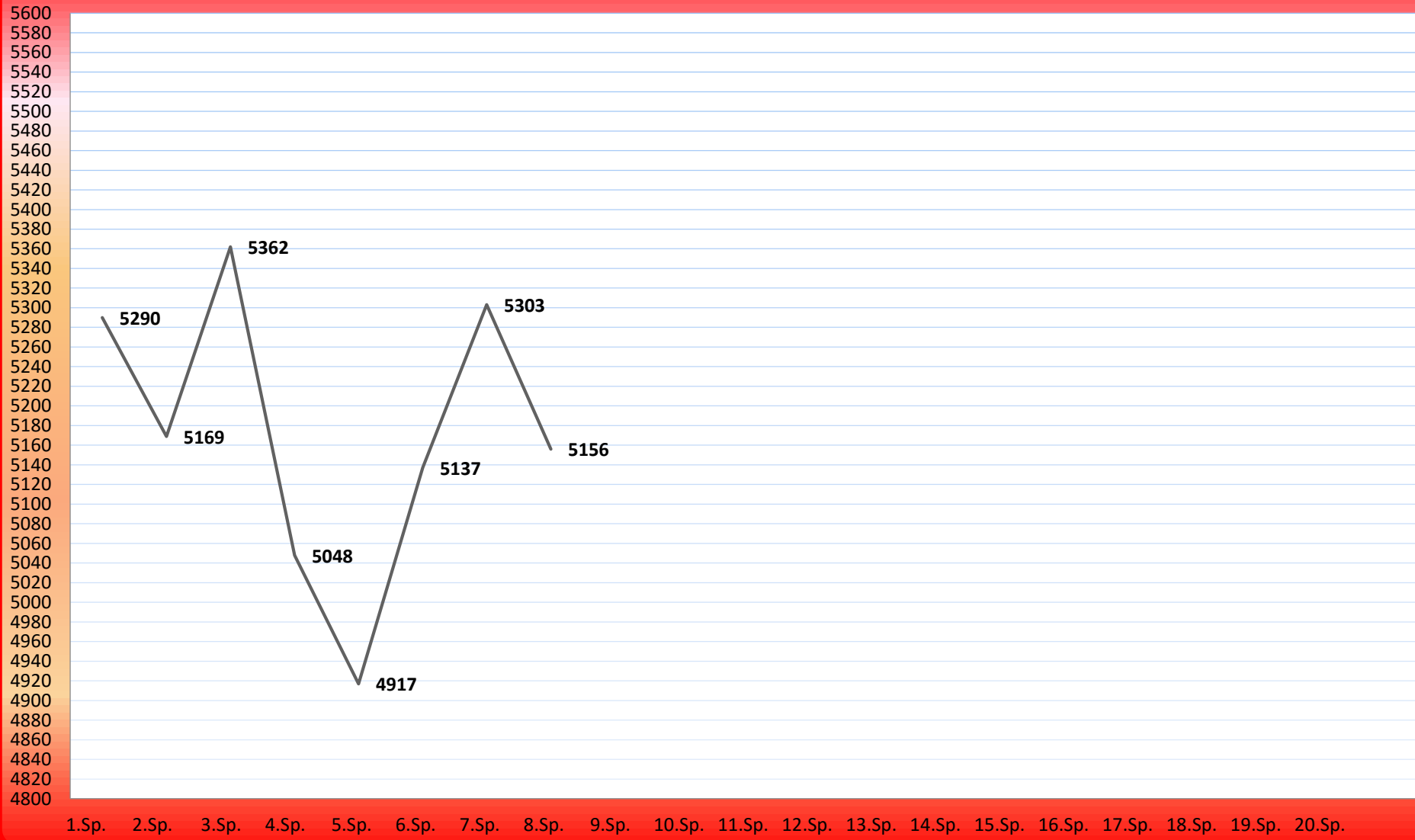
SKC Gommersheim 1 - TSG Haßloch 2

Gregor Kegel	592	247	11	839	907	15	274	633	Hans-Jürgen Armbrust
Dieter Hartmann	306	122	9	428	829	13	217	612	Wolfgang Gast
Ralf Litzel	596	289	13	885	816	17	248	568	Andreas Wendt
Sven Bormann	607	237	17	844	802	20	227	575	Horst Nied
Arnold Litzel	577	240	13	817	869	21	270	599	Eduard Philipp
Armin Moser	626	296	9	922	855	12	259	596	Tobias Ams
Detlef Schwender	301	131	6	432	0	0	0	0	
	0	0	0	0	0	0	0	0	
+89	3605	1562	78	5167	5078	98	1495	3583	

TuS Gerolsheim 3 Männer Saison 2015 / 16 Gruppenliga

 TuS Gerolsheim 3	BSG Bornheim 2	KV Grünstadt 3	TSG Haßloch 2	SG KSG Mainz/GN Essenheim 2	VT Frankenthal 1	SKC GH Hohenecken 2	SKC Gommersheim 1	KV Grünstadt 4	SKC Monsheim 4
TuS Gerolsheim 3 	5290 : 5105 2 : 0	5169 : 5118 4 : 0	5362 : 5336 6 : 0		4917 : 0000 6 : 4		5303 : 5169 10 : 4		
BSG Bornheim 2				4832 : 5015		4976 : 4992	4822 : 4850	4855 : 4421	
KV Grünstadt 3				5340 : 5315	5195 : 5225	5275 : 5438	5294 : 5187		
TSG Haßloch 2		5068 : 4786	4949 : 5005		5065 : 5152	5176 : 4905	5165 : 5031		
SG KSG Mainz/GN Essenheim 2	5260 : 5048 4 : 4								5186 : 4984
VT Frankenthal 1		5353 : 5185		5216 : 5209				5261 : 4742	
SKC GH Hohenecken 2	5132 : 5137 8 : 4						5035 : 5011		09.01.2016
SKC Gommersheim 1				5167 : 5078	5126 : 5094			5137 : 0000	
KV Grünstadt 4	4843 : 5156 12 : 4		5018 : 5279		4973 : 5157		4987 : 5191		4944 : 5150
SKC Monsheim 4		4861 : 4857	4909 : 4866	5121 : 5081		5197 : 5158		5129 : 5169	

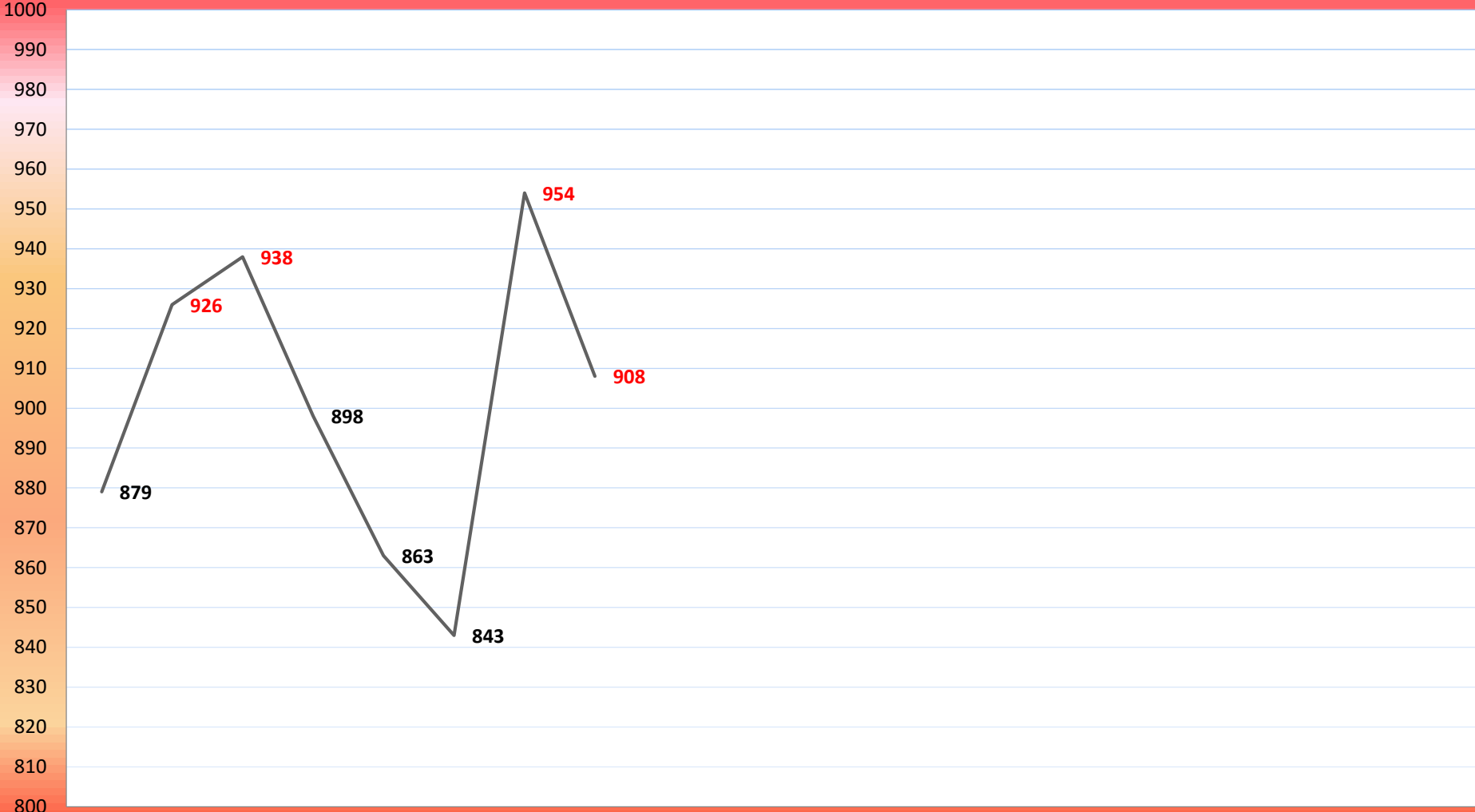
TuS Gerolsheim 3 Herren Saison 2015 - 16



Jürgen Dämgen



Tobias Bethge

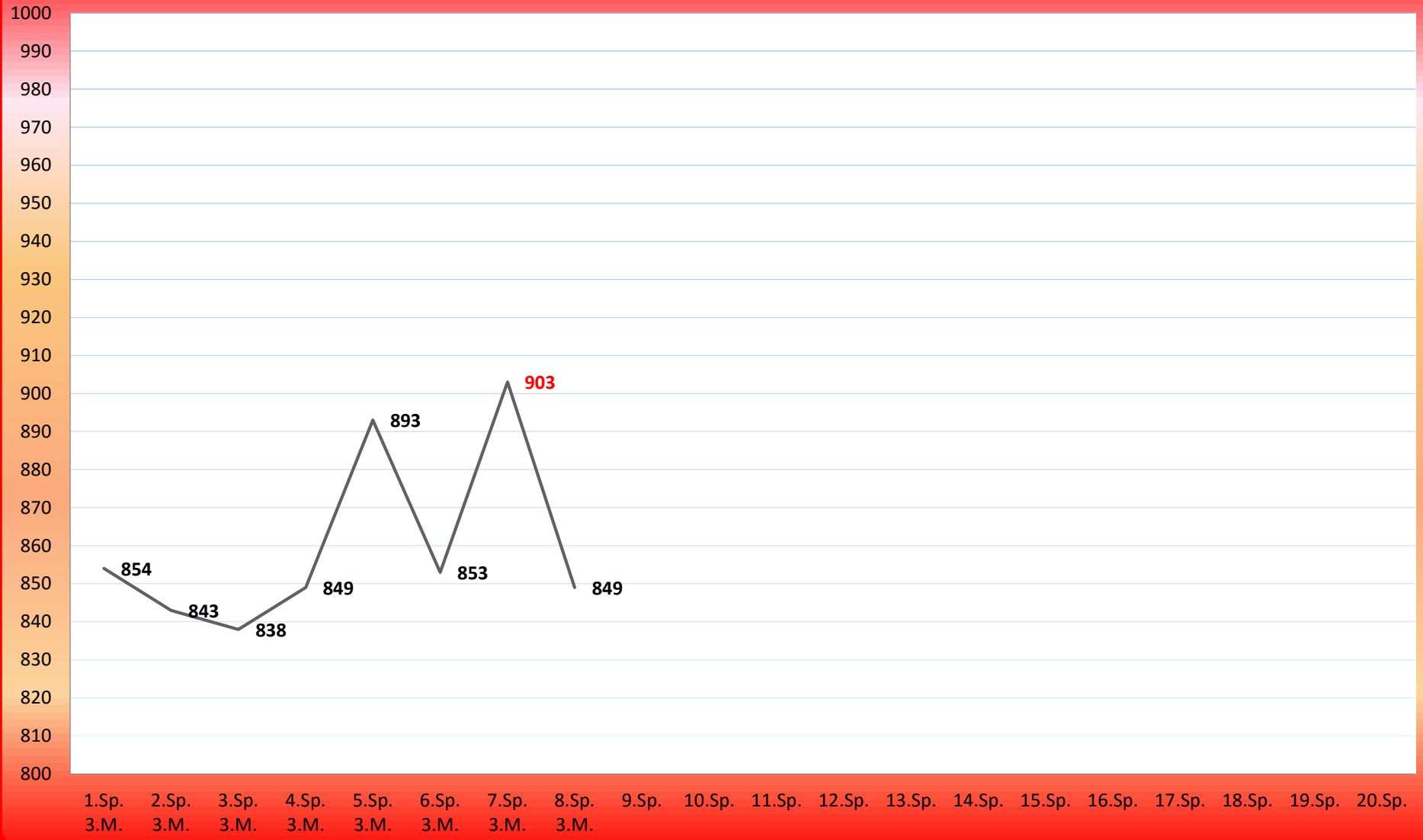


1.Sp. 2.Sp. 3.Sp. 4.Sp. 5.Sp. 6.Sp. 7.Sp. 8.Sp. 9.Sp. 10.Sp. 11.Sp. 12.Sp. 13.Sp. 14.Sp. 15.Sp. 16.Sp. 17.Sp. 18.Sp. 19.Sp. 20.Sp.
3.M. 2.M. 2.M. 2.M. 2.M. 3.M. 3.M. 3.M.

Jürgen Nickel



Hans-Jürgen Basler



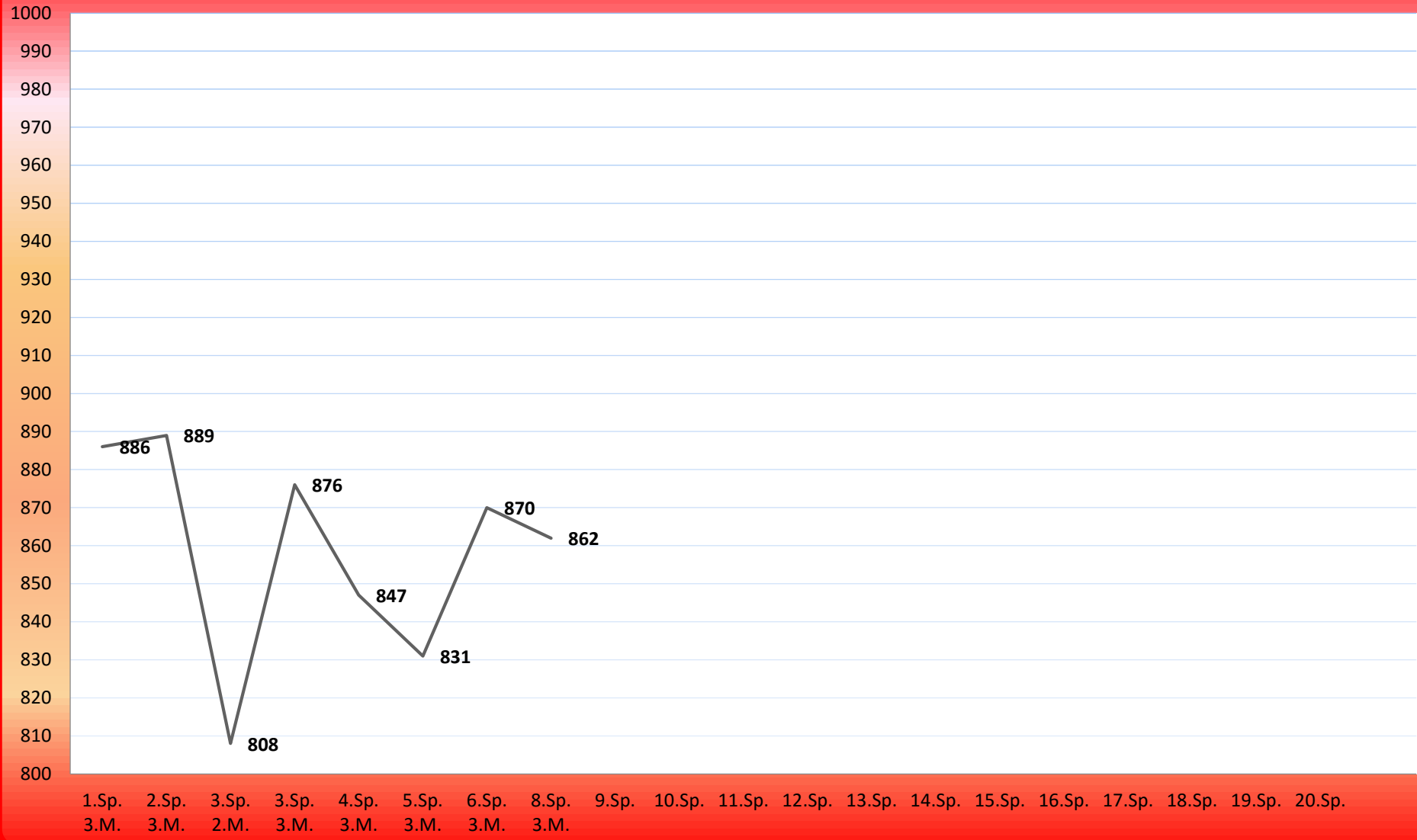
Michael Dobberstein



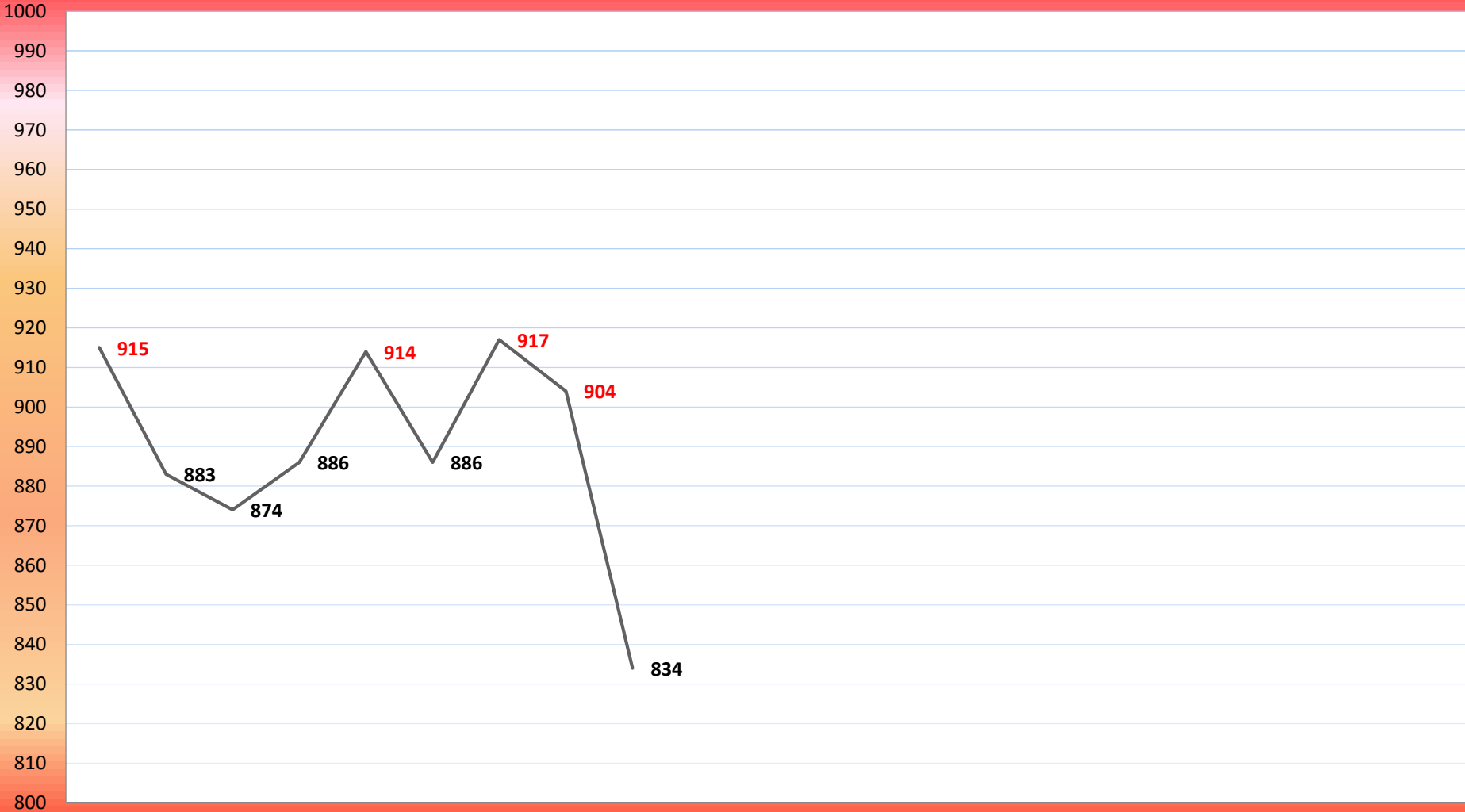
Udo Fetzer



Albert Brunner

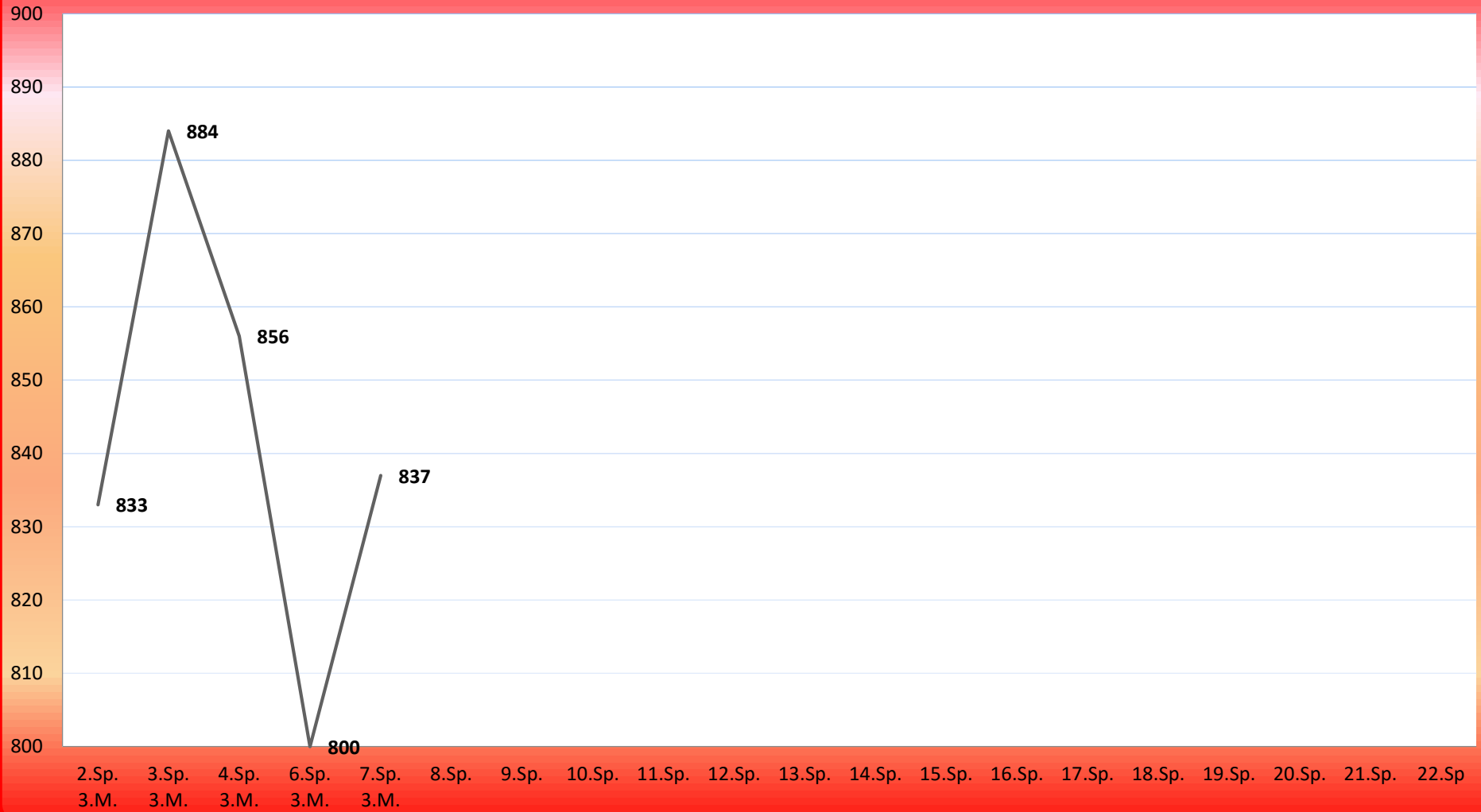


Karolj Marton

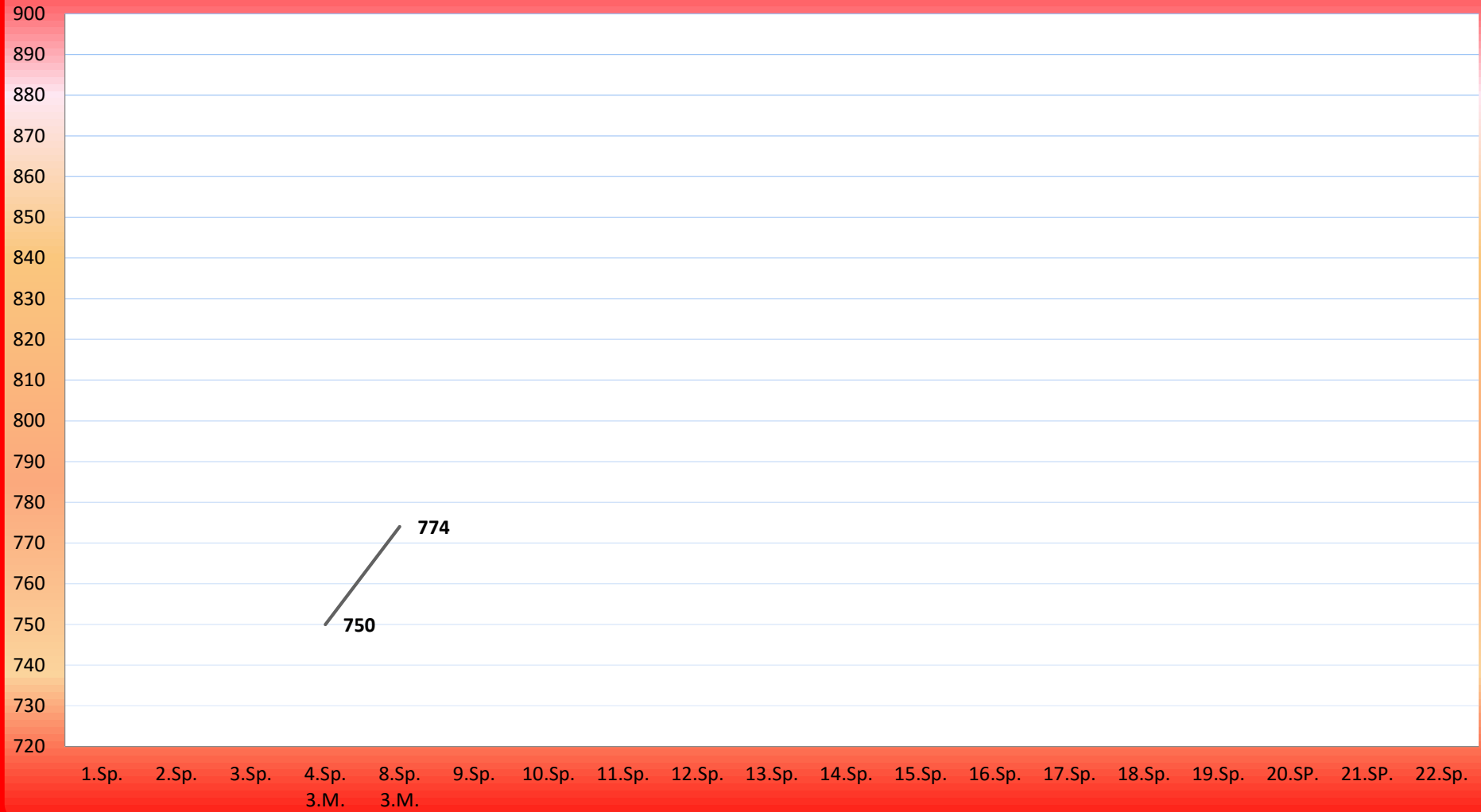


1.Sp. 2.Sp. 3.Sp. 4.Sp. 5.Sp. 6.Sp. 7.Sp. 8.Sp. 9.Sp. 10.Sp. 11.Sp. 12.Sp. 13.Sp. 14.Sp. 15.Sp. 16.Sp. 17.Sp. 18.Sp. 19.Sp. 20.SP.
3.M. 3.M. 2.M. 2.M. 2.M. 2.M. 2.M. 2.M. 2.M.

Uwe Bethge



Reinhold Haßlöcher



Carsten Nickel



Pl.	Name	Club	1	2	3	4	5	6	7	8	9	10	11	12	13	14	15	16	17	18	Gold	Silber	Bronze	Punkte	
1	Karl Hauswirth	KV Grünstadt	10	8	12	5	12	11	12	11	-	-	-	-	-	-	-	-	-	-	-	3	2	1	81
2	Armin Moser	SKC Gommersheim	12	11	6	12	10	-	8	12	-	-	-	-	-	-	-	-	-	-	3	1	1	71	
3	Egon Laudemann	BSG Bornheim	-	6	7	10	12	12	12	10	-	-	-	-	-	-	-	-	-	-	3	0	2	69	
4	Vladimir Hecimovic	SG KSG Mainz / GN Essen	6	6	11	12	11	12	6	5	-	-	-	-	-	-	-	-	-	-	2	2	0	69	
5	Hans-Jürgen Armbrust	TSG Haßloch	5	9	6	12	-	11	7	11	-	-	-	-	-	-	-	-	-	-	1	2	0	61	
6	Wolfgang Gast	TSG Haßloch	4	8	10	10	7	8	9	5	-	-	-	-	-	-	-	-	-	-	0	0	2	61	
7	Werner Weickert	KV Grünstadt	6	9	9	7	9	10	3	7	-	-	-	-	-	-	-	-	-	-	0	0	1	60	
8	Manfred Schröder	VT Frankenthal	7	12	2	9	-	12	5	12	-	-	-	-	-	-	-	-	-	-	3	0	0	59	
9	Ralf Litzel	SKC Gommersheim	6	-	10	7	12	2	11	10	-	-	-	-	-	-	-	-	-	-	1	1	2	58	
10	Michael Dobberstein	TuS Gerolsheim	7	3	7	11	9	12	-	9	-	-	-	-	-	-	-	-	-	-	1	1	0	58	
11	Ernst Rehbein	SG KSG Mainz / GN Essen	12	12	2	7	3	2	10	8	-	-	-	-	-	-	-	-	-	-	2	0	1	56	
12	Gerhard Weschler	BSG Bornheim	3	11	4	7	4	8	10	8	-	-	-	-	-	-	-	-	-	-	0	1	1	55	
13	Ingo Geiger	KV Grünstadt	10	7	4	9	10	5	4	6	-	-	-	-	-	-	-	-	-	-	0	0	2	55	
14	Hans-Jürgen Basler	TuS Gerolsheim	4	5	2	5	12	7	10	8	-	-	-	-	-	-	-	-	-	-	1	0	1	53	
15	Albert Brunner	TuS Gerolsheim	10	12	4	4	8	9	6	-	-	-	-	-	-	-	-	-	-	-	1	0	1	53	
16	Dieter Albrecht	SG KSG Mainz / GN Essen	11	10	-	9	2	6	11	4	-	-	-	-	-	-	-	-	-	-	0	2	1	53	
17	Arnold Litzel	SKC Gommersheim	4	10	-	10	7	10	7	4	-	-	-	-	-	-	-	-	-	-	0	0	3	52	
18	Tobias Uhrig	SKC Monsheim	7	4	4	-	11	9	10	6	-	-	-	-	-	-	-	-	-	-	0	1	1	51	
19	Winfried Klein	KV Grünstadt	8	5	9	-	8	8	2	10	-	-	-	-	-	-	-	-	-	-	0	0	1	50	
20	Robert Neubert	KV Grünstadt	4	6	8	-	-	4	5	8	-	-	-	-	-	-	-	-	-	-	0	1	0	46	
21	Tony Brand	KV Grünstadt	7	6	6	3	6	5	9	4	-	-	-	-	-	-	-	-	-	-	0	0	0	46	
22	Christian Niebergall	SG KSG Mainz / GN Essen	9	-	8	8	1	7	12	-	-	-	-	-	-	-	-	-	-	-	1	0	0	45	
23	Hans-Gerd Schlemilch	BSG Bornheim	2	5	5	4	6	6	8	9	-	-	-	-	-	-	-	-	-	-	0	0	0	45	
24	Illja Latkovic	SKC Monsheim	10	3	9	-	-	-	11	11	-	-	-	-	-	-	-	-	-	-	0	2	1	44	
25	Eduard Philipp	TSG Haßloch	-	7	1	6	8	5	8	9	-	-	-	-	-	-	-	-	-	-	0	0	0	44	
26	Bernd Müller	VT Frankenthal	5	10	10	11	-	7	-	-	-	-	-	-	-	-	-	-	-	-	0	1	2	43	
27	Bernd Hundemer	BSG Bornheim	5	4	6	8	5	7	3	5	-	-	-	-	-	-	-	-	-	-	0	0	0	43	
28	Andreas Schulz	SG KSG Mainz / GN Essen	-	11	-	10	-	-	8	12	-	-	-	-	-	-	-	-	-	-	1	1	1	41	
29	Chojowski Bernd	VT Frankenthal	-	11	5	6	-	-	9	10	-	-	-	-	-	-	-	-	-	-	0	1	1	41	
30	Mike Schaloske	SKC Monsheim	8	7	7	-	8	11	-	-	-	-	-	-	-	-	-	-	-	-	0	1	0	41	
31	Siegfried Streck	SG KSG Mainz / GN Essen	-	5	10	-	4	9	7	6	-	-	-	-	-	-	-	-	-	-	0	0	1	41	
32	Tobias Ams	TSG Haßloch	-	12	-	-	-	9	11	8	-	-	-	-	-	-	-	-	-	-	1	1	0	40	
33	Jens Kretzschmar	VT Frankenthal	10	9	11	3	-	3	4	-	-	-	-	-	-	-	-	-	-	-	0	1	1	40	
34	Jörg Stramitzel	VT Frankenthal	11	8	-	-	-	10	2	9	-	-	-	-	-	-	-	-	-	-	0	1	1	40	
35	Gregor Kegel	SKC Gommersheim	8	3	-	9	6	5	3	6	-	-	-	-	-	-	-	-	-	-	0	0	0	40	
36	Sven Bormann	SKC Gommersheim	-	6	11	11	-	-	4	7	-	-	-	-	-	-	-	-	-	-	0	2	0	39	

37	Jürgen Dämgen	TuS Gerolsheim	9	-	-	3	10	6	5	6	-	-	-	-	-	-	-	-	-	-	-	0	0	1	39
38	Klaus Stengel	SKC GH Hohenecken	-	4	10	-	9	5	2	7	-	-	-	-	-	-	-	-	-	-	-	0	0	1	37
39	Alfred Kurfess	TSG Haßloch	9	-	3	8	9	4	3	-	-	-	-	-	-	-	-	-	-	-	-	0	0	0	36
40	Tobias Bethge	TuS Gerolsheim	8	-	-	-	-	4	12	11	-	-	-	-	-	-	-	-	-	-	-	1	1	0	35
41	Detlef Schwender	SKC Gommersheim	9	5	5	8	4	3	-	1	-	-	-	-	-	-	-	-	-	-	-	0	0	0	35
42	Markus Gauger	SKC GH Hohenecken	11	9	2	-	2	2	6	2	-	-	-	-	-	-	-	-	-	-	-	0	1	0	34
43	Reiner Wilhelmy	KV Grünstadt	3	1	3	4	4	8	8	3	-	-	-	-	-	-	-	-	-	-	-	0	0	0	34
44	Norbert Winkenbach	SKC Monsheim	-	9	-	-	9	7	9	-	-	-	-	-	-	-	-	-	-	-	-	0	0	0	34
45	Uwe Rohde	SKC GH Hohenecken	12	7	5	-	-	8	1	-	-	-	-	-	-	-	-	-	-	-	-	1	0	0	33
46	Peter Braun	SKC GH Hohenecken	7	-	7	-	8	10	-	-	-	-	-	-	-	-	-	-	-	-	-	0	0	1	32
47	Ewald Louis	TSG Haßloch	11	10	-	-	10	-	-	-	-	-	-	-	-	-	-	-	-	-	-	0	1	2	31
48	Dennis Eisenbach	KV Grünstadt	-	7	-	-	7	3	7	7	-	-	-	-	-	-	-	-	-	-	-	0	0	0	31
49	Marco Steffan	SKC GH Hohenecken	-	-	8	-	-	-	12	10	-	-	-	-	-	-	-	-	-	-	-	1	0	1	30
50	Volker Tremmel	SKC GH Hohenecken	5	-	12	-	7	3	-	-	-	-	-	-	-	-	-	-	-	-	-	1	0	0	27
51	Josef Kraus	KV Grünstadt	1	4	-	11	2	3	2	4	-	-	-	-	-	-	-	-	-	-	-	0	1	0	27
52	Hans-Jürgen Pabst	KV Grünstadt	5	3	4	-	5	-	5	5	-	-	-	-	-	-	-	-	-	-	-	0	0	0	27
53	Jan Rohde	SKC GH Hohenecken	-	12	-	-	-	-	5	9	-	-	-	-	-	-	-	-	-	-	-	1	0	0	26
54	Horst Nied	TSG Haßloch	6	2	-	-	5	1	10	2	-	-	-	-	-	-	-	-	-	-	-	0	0	1	26
55	Tobias Kräuter	SKC Monsheim	12	-	12	-	-	-	-	-	-	-	-	-	-	-	-	-	-	-	-	2	0	0	24
56	Jürgen Nickel	TuS Gerolsheim	-	11	-	-	-	-	-	12	-	-	-	-	-	-	-	-	-	-	-	1	1	0	23
57	Daniel Decker	BSG Bornheim	-	-	9	-	10	4	-	-	-	-	-	-	-	-	-	-	-	-	-	0	0	1	23
58	Wilfried Selzer	KV Grünstadt	-	4	3	-	3	4	6	3	-	-	-	-	-	-	-	-	-	-	-	0	0	0	23
59	Walter Dicu	VT Frankenthal	1	-	8	12	-	-	-	-	-	-	-	-	-	-	-	-	-	-	-	1	0	0	21
60	Karolj Marton	TuS Gerolsheim	11	10	-	-	-	-	-	-	-	-	-	-	-	-	-	-	-	-	-	0	1	1	21
61	Anton Spiegel	SKC GH Hohenecken	9	8	-	-	-	4	-	-	-	-	-	-	-	-	-	-	-	-	-	0	0	0	21
62	Friedel Uhrig	SKC Monsheim	1	-1	3	-	5	-	7	2	-	-	-	-	-	-	-	-	-	-	-	0	0	0	17
63	Uwe Bethge	TuS Gerolsheim	-	2	5	6	-	1	2	-	-	-	-	-	-	-	-	-	-	-	-	0	0	0	16
64	Franz Hirsch	BSG Bornheim	-	-	-	-	3	1	11	-	-	-	-	-	-	-	-	-	-	-	-	0	1	0	15
65	Michael Schmalzl	KV Grünstadt	3	-	-	-	1	10	1	-	-	-	-	-	-	-	-	-	-	-	-	0	0	1	15
66	Peter Weschler	BSG Bornheim	1	3	1	2	-	-	4	4	-	-	-	-	-	-	-	-	-	-	-	0	0	0	15
67	Michels Markus	VT Frankenthal	3	2	-	1	-	6	1	2	-	-	-	-	-	-	-	-	-	-	-	0	0	0	15
68	Thomas Kraus	SKC Monsheim	3	-	-	-	3	-	6	3	-	-	-	-	-	-	-	-	-	-	-	0	0	0	15
69	Michael Kräuter	SKC Monsheim	-	2	-	-	-	6	-	7	-	-	-	-	-	-	-	-	-	-	-	0	0	0	15
70	Maximilian Hudel	SKC Monsheim	-	-	-	-	2	12	-	-	-	-	-	-	-	-	-	-	-	-	-	1	0	0	14
71	Dirk Schurig	SKC Gommersheim	-	-	2	-	-	11	1	-	-	-	-	-	-	-	-	-	-	-	-	0	1	0	14
72	Stephan Dobberstein	SKC Monsheim	-	8	6	-	-	-	-	-	-	-	-	-	-	-	-	-	-	-	-	0	0	0	14
73	Christian Birkheimer	SG KSG Mainz / GN Essen	-	-	-	-	12	-	-	-	-	-	-	-	-	-	-	-	-	-	-	1	0	0	12

74	Alain Karsai	TuS Gerolsheim	-	-	12	-	-	-	-	-	-	-	-	-	-	-	-	-	-	-	-	1	0	0	12
75	Jörg Schlemilch	BSG Bornheim	12	-	-	-	-	-	-	-	-	-	-	-	-	-	-	-	-	-	-	1	0	0	12
76	Ludwig Doerle	SG KSG Mainz / GN Essen	-	-	12	-	-	-	-	-	-	-	-	-	-	-	-	-	-	-	-	1	0	0	12
77	Gerhard Graf	SKC Monsheim	-	-	-	-	-	-	12	-	-	-	-	-	-	-	-	-	-	-	-	1	0	0	12
78	Dieter Hartmann	SKC Gommersheim	-	1	1	-	1	9	-	-	-	-	-	-	-	-	-	-	-	-	-	0	0	0	12
79	Christopher Braun	SKC GH Hohenecken	-	-	-	-	-	-	11	-	-	-	-	-	-	-	-	-	-	-	-	0	1	0	11
80	Hans-Lothar Bechtel	KV Grünstadt	-	-	-	-	11	-	-	-	-	-	-	-	-	-	-	-	-	-	-	0	1	0	11
81	Christian Eichhorn	TSG Haßloch	-	-	11	-	-	-	-	-	-	-	-	-	-	-	-	-	-	-	-	0	1	0	11
82	Klaus Krahl	SKC GH Hohenecken	-	-	-	-	11	-	-	-	-	-	-	-	-	-	-	-	-	-	-	0	1	0	11
83	Arno Oehmig	SKC GH Hohenecken	-	-	-	-	-	11	-	-	-	-	-	-	-	-	-	-	-	-	-	0	1	0	11
84	Udo Fetzer	TuS Gerolsheim	-	-	-	-	11	-	-	-	-	-	-	-	-	-	-	-	-	-	-	0	1	0	11
85	Andreas Wendt	TSG Haßloch	-	-	-	2	6	-	3	-	-	-	-	-	-	-	-	-	-	-	-	0	0	0	11
86	Reinhold Haßlöcher	TuS Gerolsheim	-	-	-	2	7	-	2	-	-	-	-	-	-	-	-	-	-	-	-	0	0	0	11
87	Hans-Peter Ferentz	VT Frankenthal	-	-	-	-	2	3	5	-	-	-	-	-	-	-	-	-	-	-	-	0	0	0	10
88	Markus Biebinger	TuS Gerolsheim	-	-	9	-	-	-	-	-	-	-	-	-	-	-	-	-	-	-	-	0	0	0	9
89	Carsten Nickel	TuS Gerolsheim	-	-	-	-	-	9	-	-	-	-	-	-	-	-	-	-	-	-	-	0	0	0	9
90	Frank Billian	TSG Haßloch	-	-	8	-	-	-	-	-	-	-	-	-	-	-	-	-	-	-	-	0	0	0	8
91	Erich Storck	KV Grünstadt	8	-	-	-	-	-	-	-	-	-	-	-	-	-	-	-	-	-	-	0	0	0	8
92	Wilfried Junghanß	KV Grünstadt	-	-	7	-	-	-	-	-	-	-	-	-	-	-	-	-	-	-	-	0	0	0	7
93	Marcel Hunger	SG KSG Mainz / GN Essen	-	-	3	1	-	1	-	1	-	-	-	-	-	-	-	-	-	-	-	0	0	0	6
94	Alexander Walther	BSG Bornheim	6	-	-	-	-	-	-	-	-	-	-	-	-	-	-	-	-	-	-	0	0	0	6
95	Wolfgang Weschler	BSG Bornheim	-	-	-	5	-	-	-	-	-	-	-	-	-	-	-	-	-	-	-	0	0	0	5
96	Hubert Ohl	SG KSG Mainz / GN Essen	4	-	-	-	-	-	-	-	-	-	-	-	-	-	-	-	-	-	-	0	0	0	4
97	Martin Dicu	VT Frankenthal	2	-	1	-	-	-	-	-	-	-	-	-	-	-	-	-	-	-	-	0	0	0	3
98	Werner Barz	SKC GH Hohenecken	-	-	-	-	-	-	3	-	-	-	-	-	-	-	-	-	-	-	-	0	0	0	3
99	Richard Clemens	SKC GH Hohenecken	-	-	1	-	1	-	-	-	-	-	-	-	-	-	-	-	-	-	-	0	0	0	2
100	Sebastian Buch	SKC Monsheim	-	-	-	-	-	1	1	-	-	-	-	-	-	-	-	-	-	-	-	0	0	0	2
101	Horst Küntzel	SKC Gommersheim	-	2	-	-	-	-	-	-	-	-	-	-	-	-	-	-	-	-	-	0	0	0	2
102	Mario Del-Pin	SG KSG Mainz / GN Essen	1	1	-	-	-	-	-	-	-	-	-	-	-	-	-	-	-	-	-	0	0	0	2
103	Marcel Neu	SKC GH Hohenecken	2	-	-	-	-	-	-	-	-	-	-	-	-	-	-	-	-	-	-	0	0	0	2
104	Horst Glock	SG KSG Mainz / GN Essen	2	-	-	-	-	-	-	-	-	-	-	-	-	-	-	-	-	-	-	0	0	0	2
105	Hans-Peter Böhmer	TSG Haßloch	2	-	-	-	-	-	-	-	-	-	-	-	-	-	-	-	-	-	-	0	0	0	2
106	Emil Riebe	VT Frankenthal	-	-	-	-	-	-	1	-	-	-	-	-	-	-	-	-	-	-	-	0	0	0	1
107	Manfred Hinkel	KV Grünstadt	-	-	-1	-	-	2	-	-	-	-	-	-	-	-	-	-	-	-	-	0	0	0	1
108	Timo Hesse	KV Grünstadt	-	1	-	-	-	-	-	-	-	-	-	-	-	-	-	-	-	-	-	0	0	0	1
109	Kurt Keck	BSG Bornheim	-	-	-	-	-	-	1	-	-	-	-	-	-	-	-	-	-	-	-	0	0	0	1
110	Sascha Ruschil	BSG Bornheim	-	1	-	-	-	-	-	-	-	-	-	-	-	-	-	-	-	-	-	0	0	0	1

111 Frank Hoffmann

TSG Haßloch

-	-	-	1	-	-	-	-	-	-	-	-	-	-	-	-	-	-	-	-	-
---	---	---	---	---	---	---	---	---	---	---	---	---	---	---	---	---	---	---	---	---

0 0 0 1