

## Ergebnisse:

<b>SKC Monsheim 4</b>	- <b>TuS Gerolsheim 3</b>	<b>4803 : 0</b>
KV Grünstadt 3	- BSG Bornheim 2	5055 : 5069
KV Grünstadt 4	- TSG Haßloch 2	4949 : 5207
SKC GH Hohenecken 2	- VT Frankenthal 1	5218 : 4945
SG KSG Mainz / GN Essenheim 2	- SKC Gommersheim 1	5179 : 4963

Der SG KSG Mainz/GN Essenheim 2 - Herzlichen Glückwunsch zur Meisterschaft

## Tabelle:

Pl.	Mannschaft	Sp.	Punkte	Kegel	DS-H	DS-A	DS-G	Direkter Vergleich	
1	SG KSG Mainz / GN Essenheim 2	18	30 : 6	93525	5182,1	5209,6	5195,8	0 : 0	0
2	SKC Gommersheim 1	18	26 : 10	92298	5149,0	5106,3	5127,7	0 : 0	0
3	SKC GH Hohenecken 2	18	24 : 12	92264	5108,2	5143,3	5125,8	0 : 0	0
4	VT Frankenthal 1	18	22 : 14	87808	5271,0	5046,1	5165,2	0 : 0	0
5	SKC Monsheim 4	18	20 : 16	90155	5026,9	4990,3	5008,6	0 : 0	0
6	<b>TuS Gerolsheim 3</b>	<b>18</b>	<b>18 : 18</b>	<b>86470</b>	<b>5113,2</b>	<b>5056,4</b>	<b>5086,5</b>	<b>0 : 0</b>	<b>0</b>
7	TSG Haßloch 2	18	16 : 20	91382	5042,2	5111,3	5076,8	0 : 0	0
8	KV Grünstadt 3	18	14 : 22	91774	5240,7	4956,4	5098,6	0 : 0	0
9	BSG Bornheim 2	18	8 : 28	87136	4788,1	4893,7	4840,9	0 : 0	0
10	KV Grünstadt 4	18	2 : 34	81898	4926,8	4694,6	4817,5	0 : 0	0

## Mannschaft der Woche:

Pl.	Name	Club	Ges.	V	A	F
1	Hans-Jürgen Armbrust	THA	960	624	336	6
2	Arno Oehmig	GHH	954	599	355	1
3	Kevin Pretsch	MAE	906	622	284	3
4	Jörg Stramitzel	VTF	899	613	286	10
5	Armin Moser	GOM	895	602	293	5
6	Daniel Decker	BOR	892	593	299	11

Gesamt: 5506

## Top 16 der Saison:

Pl.	Name	Club	AS	HS	GS
1	Hans-Jürgen Armbrust	THA	899.1	869.8	887.8
2	Vladimir Hecimovic	MAE	896.4	865.1	880.8
3	Armin Moser	GOM	895.3	919.3	907.3
4	Volker Tremmel	GHH	885.0	855.0	870.0
5	Mike Schaloske	MON	875.2	843.0	861.1
6	Karl Hauswirth	GST	871.9	929.3	898.9
7	Ralf Litzel	GOM	866.3	852.7	859.9
8	Jörg Stramitzel	VTF	865.4	905.5	886.8
9	Ernst Rehbein	MAE	864.8	864.3	864.6
10	Chojowski Bernd	VTF	864.6	898.5	882.7
11	Wolfgang Gast	THA	862.2	862.9	862.6
12	Gerhard Weschler	BOR	860.9	799.9	830.4
13	Siegfried Streck	MAE	860.6	868.1	864.4
14	Gregor Kegel	GOM	858.7	851.4	854.8
15	Dieter Albrecht	MAE	854.8	863.0	858.9
16	<b>Hans-Jürgen Basler</b>	<b>GEH</b>	<b>854.7</b>	<b>876.1</b>	<b>866.1</b>

## Top-Spieler der Saison - ab Platz 17:

(mindestens 2/3 der Spiele)

Pl.	Name	Club	AS	HS	GS
17	Arnold Litzel	GOM	854.0	858.0	856.1
18	Albert Brunner	GEH	853.6	863.3	859.1
19	Manfred Schröder	VTF	850.5	900.3	876.9
20	Klaus Stengel	GHH	845.8	832.1	837.8
21	Markus Gauger	GHH	842.9	843.3	843.1
22	Alfred Kurfess	THA	842.7	841.1	841.8
23	Tony Brand	GST	837.1	845.2	841.2
24	Eduard Philipp	THA	834.0	821.3	827.2
25	Bernd Hundemer	BOR	830.8	798.5	815.6
26	Hans-Gerd Schlemilch	BOR	829.8	805.2	817.5
27	Horst Nied	THA	829.3	814.9	822.1
28	Tobias Uhrig	MON	829.1	842.6	836.3
29	Werner Weickert	GST	828.2	877.3	852.8
30	Detlef Schwender	GOM	827.3	852.0	839.7
31	Josef Kraus	GST	817.8	850.9	832.3
32	Robert Neubert	GST	815.3	868.0	845.4
33	Dennis Eisenbach	GST	810.4	810.8	810.6
34	Reiner Wilhelmy	GST	803.9	850.0	826.9
35	Winfried Klein	GST	796.0	860.4	832.8
36	Wilfried Selzer	GST	795.7	812.5	804.7
37	Peter Weschler	BOR	779.2	757.7	769.8
38	Hans-Jürgen Pabst	GST	674.8	819.4	752.7

## Einzelschnittliste

Pl.	Name	PBL	Club	AS	HS	GS	Sp. A	Sp. H	Akt.
1	Christian Birkheimer	866	MAE	966.0	0.0	966.0	1		0
2	Christian Eichhorn	1022	THA	950.0	0.0	950.0	1		0
3	Andreas Schulz	947	MAE	942.5	896.3	906.6	2	7	0
4	Jörg Schlemilch	960	BOR	922.0	0.0	922.0	1		0
5	Jürgen Hinderlich	959	MAE	916.0	878.5	891.0	1	2	0
6	Kevin Pretsch	967	MAE	914.0	906.0	910.0	1	1	906
7	Hans-Lothar Bechtel	911	GST	914.0	0.0	914.0	1		0
8	Frank Billian	957	THA	907.0	906.0	906.5	1	1	0
9	Marco Steffan	920	GHH	906.0	906.5	906.2	3	2	0
10	Hans-Jürgen Armbrust	991	THA	899.1	869.8	887.8	8	5	960
11	Siegbert Heilig	0	GHH	899.0	858.0	878.5	2	2	0
12	Maximilian Hudel	982	MON	898.0	863.3	872.0	1	3	0
13	Vladimir Hecimovic	939	MAE	896.4	865.1	880.8	9	9	839
14	Armin Moser	971	GOM	895.3	919.3	907.3	8	8	895
15	Daniel Decker	0	BOR	892.0	832.4	842.3	1	5	892
16	Arno Oehmig	952	GHH	891.0	915.0	910.2	1	4	954
17	Ludwig Doerle	931	MAE	888.0	861.0	874.5	1	1	861
18	Jürgen Nickel	986	GEH	887.0	903.0	893.4	3	2	0
19	Volker Tremmel	907	GHH	885.0	855.0	870.0	7	7	838
20	Jürgen Geissler	949	GHH	882.0	885.0	883.5	1	1	885
21	Tobias Ams	1003	THA	879.3	882.5	880.9	4	4	886
22	Klaus Krahl	0	GHH	878.0	840.0	852.7	1	2	856
23	Gerhard Graf	973	MON	877.0	874.0	875.5	1	1	0
24	Mike Schaloske	936	MON	875.2	843.0	861.1	9	7	796
25	Jan Rohde	1015	GHH	874.0	905.5	889.8	2	2	0
26	Jens Kretzschmar	0	VTF	873.7	852.3	863.0	3	3	0
27	Egon Laudemann	913	BOR	872.7	849.8	857.4	3	6	0
28	Tobias Bethge	950	GEH	872.6	909.0	888.8	5	4	0
29	Michael Dobberstein	968	GEH	872.6	859.4	866.0	5	5	0
30	Karl Hauswirth	977	GST	871.9	929.3	898.9	9	8	0
31	Bernd Müller	947	VTF	871.5	898.0	890.4	2	5	0
32	Anton Spiegel	906	GHH	869.0	853.2	860.2	4	5	877
33	Alexander Walther	922	BOR	869.0	0.0	869.0	1		0
34	Peter Braun	909	GHH	866.3	870.5	868.0	3	2	0
35	Ralf Litzel	929	GOM	866.3	852.7	859.9	8	7	831
36	Jörg Stramitzel	976	VTF	865.4	905.5	886.8	7	8	899
37	Wolfgang Weschler	930	BOR	865.0	0.0	865.0	1		0
38	Ernst Rehbein	907	MAE	864.8	864.3	864.6	9	7	860
39	Chojowski Bernd	961	VTF	864.6	898.5	882.7	7	8	826
40	Marcel Neu	978	GHH	864.5	0.0	864.5	2		0
41	Karolj Marton	989	GEH	863.5	899.0	887.2	2	4	0
42	Wolfgang Gast	949	THA	862.2	862.9	862.6	5	7	0
43	Uwe Rohde	945	GHH	861.5	840.3	853.0	6	4	0
44	Gerhard Weschler	905	BOR	860.9	799.9	830.4	8	8	825
45	Siegfried Streck	907	MAE	860.6	868.1	864.4	8	8	877
46	Sven Bormann	914	GOM	860.0	851.8	855.4	4	5	0
47	Walter Dicu	923	VTF	859.8	889.0	874.4	5	5	853
48	Ewald Louis	950	THA	859.8	877.5	867.7	5	4	0
49	Gregor Kegel	941	GOM	858.7	851.4	854.8	6	7	852
50	Valentin Hudel	931	MON	856.5	0.0	856.5	2		0

## Einzelschnittliste

Pl.	Name	PBL	Club	AS	HS	GS	Sp. A	Sp. H	Akt.
51	Ingo Schott	465	MAE	855.0	0.0	855.0	1		0
52	Dieter Albrecht	903	MAE	854.8	863.0	858.9	6	6	836
53	Hans-Jürgen Basler	923	GEH	854.7	876.1	866.1	7	8	0
54	Arnold Litzel	905	GOM	854.0	858.0	856.1	7	8	788
55	Albert Brunner	965	GEH	853.6	863.3	859.1	7	9	0
56	Erich Storck	933	GST	853.5	897.6	885.0	2	5	846
57	Christian Niebergall	933	MAE	852.0	843.8	848.3	6	5	0
58	Manfred Schröder	932	VTF	850.5	900.3	876.9	8	9	813
59	Ingo Geiger	898	GST	850.0	874.0	864.4	4	6	0
60	Horst Küntzel	873	GOM	849.7	852.0	850.8	3	3	0
61	Marcel Hunger	914	MAE	849.0	841.7	845.9	4	3	0
62	Franz Hirsch	0	BOR	846.0	822.0	827.3	2	7	0
63	Klaus Stengel	903	GHH	845.8	832.1	837.8	5	7	0
64	Thomas Kraus	948	MON	845.0	808.8	814.8	1	5	837
65	Norbert Winkenbach	940	MON	844.3	871.5	855.2	6	4	0
66	Stephan Dobberstein	930	MON	843.0	880.5	858.0	3	2	0
67	Markus Gauger	929	GHH	842.9	843.3	843.1	8	7	0
68	Alfred Kurfess	962	THA	842.7	841.1	841.8	6	7	814
69	Jürgen Dämgen	941	GEH	837.8	863.8	850.8	4	4	0
70	Tony Brand	0	GST	837.1	845.2	841.2	9	9	883
71	Eduard Philipp	964	THA	834.0	821.3	827.2	7	8	0
72	Uwe Bethge	933	GEH	833.3	854.6	845.1	4	5	0
73	Bernd Hundemer	852	BOR	830.8	798.5	815.6	9	8	828
74	Hans-Gerd Schlemilch	902	BOR	829.8	805.2	817.5	9	9	869
75	Horst Nied	936	THA	829.3	814.9	822.1	7	7	860
76	Tobias Uhrig	980	MON	829.1	842.6	836.3	7	8	806
77	Werner Weickert	913	GST	828.2	877.3	852.8	9	9	855
78	Detlef Schwender	934	GOM	827.3	852.0	839.7	6	6	0
79	Martin Dicu	444	VTF	827.3	864.7	846.0	3	3	0
80	Elias Hudel	852	MON	825.7	858.0	835.4	7	3	833
81	Moritz Fuhrmann	418	THA	823.8	823.0	823.5	4	2	829
82	Andreas Wendt	832	THA	822.5	830.3	827.7	2	4	0
83	Rudi Spies	0	GST	821.0	0.0	821.0	1		0
84	Hans-Peter Böhmer	937	THA	821.0	0.0	821.0	1		0
85	Illja Latkovic	898	MON	820.5	850.3	839.5	4	7	783
86	Dirk Schurig	906	GOM	819.2	867.0	835.1	6	3	788
87	Josef Kraus	873	GST	817.8	850.9	832.3	9	7	843
88	Hans-Peter Ferentz	0	VTF	817.5	791.6	799.0	2	5	0
89	Michael Kräuter	837	MON	816.3	794.3	805.3	4	4	748
90	Robert Neubert	914	GST	815.3	868.0	845.4	6	8	850
91	Heinz Hollstein	744	MON	813.0	0.0	813.0	1		0
92	Dieter Hartmann	0	GOM	812.0	0.0	812.0	1		0
93	Dennis Eisenbach	865	GST	810.4	810.8	810.6	7	5	796
94	Hubert Ohl	444	MAE	810.0	0.0	810.0	1		0
95	Michels Markus	905	VTF	805.4	850.5	830.0	5	6	759
96	Reiner Wilhelmy	876	GST	803.9	850.0	826.9	9	9	825
97	Friedel Uhrig	887	MON	802.7	807.4	805.6	3	5	0
98	Carsten Nickel	942	GEH	799.0	876.0	856.8	1	3	0
99	Winfried Klein	844	GST	796.0	860.4	832.8	6	8	836
100	Wilfried Selzer	897	GST	795.7	812.5	804.7	7	8	843

## Einzelchnittliste

Pl.	Name	PBL	Club	AS	HS	GS	Sp. A	Sp. H	Akt.
101	Klaus-Peter Schatz	894	VTF	795.0	928.0	861.5	1	1	795
102	Alexander Baader	974	GEH	788.0	0.0	788.0	1		0
103	Reinhold Haßlöcher	0	GEH	784.3	854.7	807.8	6	3	0
104	Werner Barz	867	GHH	781.0	821.5	808.0	1	2	0
105	Richard Clemens	832	GHH	779.3	794.5	784.3	4	2	808
106	Peter Weschler	890	BOR	779.2	757.7	769.8	9	7	851
107	Manfred Hinkel	0	GST	775.8	797.8	785.6	5	4	812
108	Frank Hoffmann	953	THA	753.5	799.5	776.5	2	2	0
109	Kurt Keck	879	BOR	752.0	677.5	733.4	6	2	804
110	Michael Schmalzl	829	GST	728.3	797.8	763.0	4	4	0
111	Sascha Ruschil	770	BOR	720.3	0.0	720.3	3		0
112	Emil Riebe	793	VTF	691.0	0.0	691.0	2		0
113	Hans-Jürgen Pabst	884	GST	674.8	819.4	752.7	6	7	801
114	Lothar Kiefer	890	GST	647.3	830.0	738.7	3	3	814
115	Uwe Köhler	1047	GEH	0.0	937.0	937.0		1	0
116	Markus Biebinger	955	GEH	0.0	919.5	919.5		2	0
117	Tobias Kräuter	937	MON	0.0	909.0	909.0		2	0
118	Christopher Braun	961	GHH	0.0	906.5	906.5		2	0
119	Udo Fetzter	1017	GEH	0.0	882.0	882.0		1	0
120	Wilfried Junghanß	932	GST	0.0	875.0	875.0		1	0
121	Frank Löwer	0	THA	0.0	739.0	739.0		1	0
122	Sebastian Buch	831	MON	0.0	731.5	731.5		2	0
123	Edmund Billert	803	GEH	0.0	722.0	722.0		1	0
124	Kevin Grössl	0	GST	0.0	717.0	717.0		1	0

Deutsche Classic-Kegler Union e.V.  
**RHEINHESSEN-PFALZ**

## Einzelchnittliste

Pl.	Name	Club	Heimspiele					Auswärtsspiele					Gesamt				
			S	V	A	F	G	S	V	A	F	G	S	V	A	F	G
1	Christian Birkheimer	MAE		0.0	0.0	0.0	0.0	1	611.0	355.0	4.0	966.0	1	611.0	355.0	4.0	966.0
2	Christian Eichhorn	THA		0.0	0.0	0.0	0.0	1	642.0	308.0	4.0	950.0	1	642.0	308.0	4.0	950.0
3	Andreas Schulz	MAE	7	593.7	302.6	3.9	896.3	2	634.5	308.0	3.0	942.5	9	602.8	303.8	3.7	906.6
4	Jörg Schlemilch	BOR		0.0	0.0	0.0	0.0	1	603.0	319.0	6.0	922.0	1	603.0	319.0	6.0	922.0
5	Jürgen Hinderlich	MAE	2	613.5	265.0	4.5	878.5	1	597.0	319.0	9.0	916.0	3	608.0	283.0	6.0	891.0
6	Kevin Pretsch	MAE	1	622.0	284.0	3.0	906.0	1	584.0	330.0	6.0	914.0	2	603.0	307.0	4.5	910.0
7	Hans-Lothar Bechtel	GST		0.0	0.0	0.0	0.0	1	602.0	312.0	7.0	914.0	1	602.0	312.0	7.0	914.0
8	Frank Billian	THA	1	605.0	301.0	7.0	906.0	1	611.0	296.0	6.0	907.0	2	608.0	298.5	6.5	906.5
9	Marco Steffan	GHH	2	614.0	292.5	7.0	906.5	3	614.3	291.7	5.7	906.0	5	614.2	292.0	6.2	906.2
10	Hans-Jürgen Armbrust	THA	5	612.8	257.0	20.2	869.8	8	620.8	278.4	13.8	899.1	13	617.7	270.2	16.2	887.8
11	Siegbert Heilig	GHH	2	596.5	261.5	11.0	858.0	2	618.5	280.5	9.5	899.0	4	607.5	271.0	10.3	878.5
12	Maximilian Hudel	MON	3	597.3	266.0	14.7	863.3	1	599.0	299.0	10.0	898.0	4	597.8	274.3	13.5	872.0
13	Vladimir Hecimovic	MAE	9	590.3	274.8	8.1	865.1	9	598.6	297.9	7.0	896.4	18	594.4	286.3	7.6	880.8
14	Armin Moser	GOM	8	622.8	296.5	5.3	919.3	8	613.6	281.6	6.8	895.3	16	618.2	289.1	6.0	907.3
15	Daniel Decker	BOR	5	591.2	241.2	17.2	832.4	1	593.0	299.0	11.0	892.0	6	591.5	250.8	16.2	842.3
16	Arno Oehmig	GHH	4	613.0	302.0	5.0	915.0	1	608.0	283.0	2.0	891.0	5	612.0	298.2	4.4	910.2
17	Ludwig Doerle	MAE	1	618.0	243.0	8.0	861.0	1	605.0	283.0	8.0	888.0	2	611.5	263.0	8.0	874.5
18	Jürgen Nickel	GEH	2	598.5	304.5	4.5	903.0	3	590.7	296.3	4.3	887.0	5	593.8	299.6	4.4	893.4
19	Volker Tremmel	GHH	7	586.1	268.9	9.0	855.0	7	605.6	279.4	11.6	885.0	14	595.9	274.1	10.3	870.0
20	Jürgen Geissler	GHH	1	587.0	298.0	4.0	885.0	1	603.0	279.0	5.0	882.0	2	595.0	288.5	4.5	883.5
21	Tobias Ams	THA	4	596.3	286.3	5.0	882.5	4	586.3	293.0	7.3	879.3	8	591.3	289.6	6.1	880.9
22	Klaus Krahl	GHH	2	579.5	260.5	8.5	840.0	1	580.0	298.0	13.0	878.0	3	579.7	273.0	10.0	852.7
23	Gerhard Graf	MON	1	598.0	276.0	6.0	874.0	1	592.0	285.0	11.0	877.0	2	595.0	280.5	8.5	875.5
24	Mike Schaloske	MON	7	571.6	271.4	13.3	843.0	9	601.7	273.6	8.6	875.2	16	588.5	272.6	10.6	861.1
25	Jan Rohde	GHH	2	614.5	291.0	10.0	905.5	2	589.0	285.0	6.0	874.0	4	601.8	288.0	8.0	889.8
26	Jens Kretzschmar	VTF	3	597.3	255.0	16.3	852.3	3	604.3	269.3	15.7	873.7	6	600.8	262.2	16.0	863.0
27	Egon Laudemann	BOR	6	595.7	254.2	16.3	849.8	3	595.0	277.7	16.3	872.7	9	595.4	262.0	16.3	857.4
28	Tobias Bethge	GEH	4	610.5	298.5	11.5	909.0	5	598.6	274.0	10.0	872.6	9	603.9	284.9	10.7	888.8
29	Michael Dobberstein	GEH	5	603.2	256.2	12.0	859.4	5	601.4	271.2	11.0	872.6	10	602.3	263.7	11.5	866.0
30	Karl Hauswirth	GST	8	624.6	304.6	5.4	929.3	9	599.1	272.8	10.6	871.9	17	611.1	287.8	8.1	898.9
31	Bernd Müller	VTF	5	615.6	282.4	6.8	898.0	2	586.0	285.5	6.5	871.5	7	607.1	283.3	6.7	890.4
32	Anton Spiegel	GHH	5	590.0	263.2	10.2	853.2	4	598.3	270.8	10.8	869.0	9	593.7	266.6	10.4	860.2
33	Alexander Walther	BOR		0.0	0.0	0.0	0.0	1	617.0	252.0	12.0	869.0	1	617.0	252.0	12.0	869.0
34	Peter Braun	GHH	2	609.0	261.5	14.0	870.5	3	595.0	271.3	11.7	866.3	5	600.6	267.4	12.6	868.0
35	Ralf Litzel	GOM	7	590.4	262.3	14.1	852.7	8	597.5	268.8	13.4	866.3	15	594.2	265.7	13.7	859.9
36	Jörg Stramitzel	VTF	8	607.1	298.4	10.1	905.5	7	596.3	269.1	11.0	865.4	15	602.1	284.7	10.5	886.8
37	Wolfgang Weschler	BOR		0.0	0.0	0.0	0.0	1	588.0	277.0	14.0	865.0	1	588.0	277.0	14.0	865.0
38	Ernst Rehbein	MAE	7	588.9	275.4	8.6	864.3	9	585.7	279.1	11.0	864.8	16	587.1	277.5	9.9	864.6
39	Chojowski Bernd	VTF	8	604.4	294.1	7.4	898.5	7	598.4	266.1	10.1	864.6	15	601.6	281.1	8.7	882.7
40	Marcel Neu	GHH		0.0	0.0	0.0	0.0	2	589.5	275.0	5.5	864.5	2	589.5	275.0	5.5	864.5
41	Karolj Marton	GEH	4	611.5	287.5	6.5	899.0	2	593.0	270.5	9.5	863.5	6	605.3	281.8	7.5	887.2
42	Wolfgang Gast	THA	7	593.4	269.4	8.9	862.9	5	602.4	259.8	11.6	862.2	12	597.2	265.4	10.0	862.6
43	Uwe Rohde	GHH	4	587.3	253.0	17.0	840.3	6	584.0	277.5	13.5	861.5	10	585.3	267.7	14.9	853.0
44	Gerhard Weschler	BOR	8	566.0	233.9	18.5	799.9	8	597.1	263.8	14.8	860.9	16	581.6	248.8	16.6	830.4
45	Siegfried Streck	MAE	8	594.4	273.8	8.4	868.1	8	587.5	273.1	9.9	860.6	16	590.9	273.4	9.1	864.4
46	Sven Bormann	GOM	5	603.0	248.8	17.0	851.8	4	591.8	268.3	16.8	860.0	9	598.0	257.4	16.9	855.4
47	Walter Dicu	VTF	5	609.4	279.6	10.8	889.0	5	593.8	266.0	12.2	859.8	10	601.6	272.8	11.5	874.4
48	Ewald Louis	THA	4	602.8	274.8	7.5	877.5	5	598.4	261.4	10.4	859.8	9	600.3	267.3	9.1	867.7
49	Gregor Kegel	GOM	7	584.9	266.6	9.9	851.4	6	592.3	266.3	11.2	858.7	13	588.3	266.5	10.5	854.8
50	Valentin Hudel	MON		0.0	0.0	0.0	0.0	2	590.5	266.0	12.0	856.5	2	590.5	266.0	12.0	856.5



## Einzelchnittliste

Pl.	Name	Club	Heimspiele					Auswärtsspiele					Gesamt				
			S	V	A	F	G	S	V	A	F	G	S	V	A	F	G
51	Ingo Schott	MAE		0.0	0.0	0.0	0.0	1	579.0	276.0	4.0	855.0	1	579.0	276.0	4.0	855.0
52	Dieter Albrecht	MAE	6	594.3	268.7	11.7	863.0	6	584.3	270.5	8.5	854.8	12	589.3	269.6	10.1	858.9
53	Hans-Jürgen Basler	GEH	8	600.6	275.5	8.4	876.1	7	595.0	259.7	11.1	854.7	15	598.0	268.1	9.7	866.1
54	Arnold Litzel	GOM	8	595.6	262.4	12.4	858.0	7	588.3	265.7	13.4	854.0	15	592.2	263.9	12.9	856.1
55	Albert Brunner	GEH	9	592.2	271.1	8.7	863.3	7	581.0	272.6	10.9	853.6	16	587.3	271.8	9.6	859.1
56	Erich Storck	GST	5	617.4	280.2	12.6	897.6	2	580.5	273.0	8.0	853.5	7	606.9	278.1	11.3	885.0
57	Christian Niebergall	MAE	5	571.0	272.8	11.2	843.8	6	587.5	264.5	14.5	852.0	11	580.0	268.3	13.0	848.3
58	Manfred Schröder	VTF	9	615.3	285.0	10.6	900.3	8	594.1	256.4	13.0	850.5	17	605.4	271.5	11.7	876.9
59	Ingo Geiger	GST	6	603.2	270.8	11.5	874.0	4	591.8	258.3	13.3	850.0	10	598.6	265.8	12.2	864.4
60	Horst Küntzel	GOM	3	592.3	259.7	13.3	852.0	3	588.7	261.0	17.0	849.7	6	590.5	260.3	15.2	850.8
61	Marcel Hunger	MAE	3	589.3	252.3	12.0	841.7	4	587.8	261.3	12.0	849.0	7	588.4	257.4	12.0	845.9
62	Franz Hirsch	BOR	7	564.7	257.3	14.9	822.0	2	596.5	249.5	15.0	846.0	9	571.8	255.6	14.9	827.3
63	Klaus Stengel	GHH	7	572.0	260.1	11.9	832.1	5	588.8	257.0	13.0	845.8	12	579.0	258.8	12.3	837.8
64	Thomas Kraus	MON	5	567.0	241.8	18.0	808.8	1	572.0	273.0	19.0	845.0	6	567.8	247.0	18.2	814.8
65	Norbert Winkenbach	MON	4	608.8	262.8	13.0	871.5	6	592.8	251.5	13.0	844.3	10	599.2	256.0	13.0	855.2
66	Stephan Dobberstein	MON	2	600.0	280.5	12.5	880.5	3	587.3	255.7	11.0	843.0	5	592.4	265.6	11.6	858.0
67	Markus Gauger	GHH	7	586.7	256.6	14.1	843.3	8	592.1	250.8	15.5	842.9	15	589.6	253.5	14.9	843.1
68	Alfred Kurfess	THA	7	584.4	256.7	12.6	841.1	6	595.8	246.8	15.0	842.7	13	589.7	252.2	13.7	841.8
69	Jürgen Dämgen	GEH	4	599.5	264.3	9.5	863.8	4	588.8	249.0	14.3	837.8	8	594.1	256.6	11.9	850.8
70	Tony Brand	GST	9	598.3	246.9	15.8	845.2	9	581.3	255.8	14.9	837.1	18	589.8	251.3	15.3	841.2
71	Eduard Philipp	THA	8	570.9	250.4	14.4	821.3	7	582.6	251.4	16.4	834.0	15	576.3	250.9	15.3	827.2
72	Uwe Bethge	GEH	5	590.6	264.0	12.2	854.6	4	570.3	263.0	9.5	833.3	9	581.6	263.6	11.0	845.1
73	Bernd Hundemer	BOR	8	569.9	228.6	19.4	798.5	9	587.3	243.4	15.0	830.8	17	579.1	236.5	17.1	815.6
74	Hans-Gerd Schlemilch	BOR	9	566.6	238.7	17.9	805.2	9	587.2	242.6	17.2	829.8	18	576.9	240.6	17.6	817.5
75	Horst Nied	THA	7	579.4	235.4	17.9	814.9	7	587.4	241.9	19.7	829.3	14	583.4	238.6	18.8	822.1
76	Tobias Uhrig	MON	8	594.6	248.0	18.1	842.6	7	584.1	245.0	14.3	829.1	15	589.7	246.6	16.3	836.3
77	Werner Weickert	GST	9	598.4	278.9	14.6	877.3	9	581.0	247.2	17.2	828.2	18	589.7	263.1	15.9	852.8
78	Detlef Schwender	GOM	6	592.5	259.5	13.7	852.0	6	582.2	245.2	16.2	827.3	12	587.3	252.3	14.9	839.7
79	Martin Dicu	VTF	3	585.0	279.7	12.7	864.7	3	582.7	244.7	15.7	827.3	6	583.8	262.2	14.2	846.0
80	Elias Hudel	MON	3	590.7	267.3	15.0	858.0	7	580.9	244.9	18.3	825.7	10	583.8	251.6	17.3	835.4
81	Moritz Fuhrmann	THA	2	584.0	239.0	20.0	823.0	4	561.0	262.8	12.3	823.8	6	568.7	254.8	14.8	823.5
82	Andreas Wendt	THA	4	572.0	258.3	14.0	830.3	2	578.5	244.0	14.0	822.5	6	574.2	253.5	14.0	827.7
83	Rudi Spies	GST		0.0	0.0	0.0	0.0	1	592.0	229.0	25.0	821.0	1	592.0	229.0	25.0	821.0
84	Hans-Peter Böhmer	THA		0.0	0.0	0.0	0.0	1	603.0	218.0	22.0	821.0	1	603.0	218.0	22.0	821.0
85	Illja Latkovic	MON	7	593.9	256.4	16.6	850.3	4	569.5	251.0	18.8	820.5	11	585.0	254.5	17.4	839.5
86	Dirk Schurig	GOM	3	608.7	258.3	11.0	867.0	6	570.3	248.8	16.0	819.2	9	583.1	252.0	14.3	835.1
87	Josef Kraus	GST	7	586.7	264.1	13.3	850.9	9	581.2	236.6	18.3	817.8	16	583.6	248.6	16.1	832.3
88	Hans-Peter Ferentz	VTF	5	570.4	221.2	23.8	791.6	2	613.5	204.0	34.0	817.5	7	582.7	216.3	26.7	799.0
89	Michael Kräuter	MON	4	550.3	244.0	16.8	794.3	4	569.0	247.3	18.5	816.3	8	559.6	245.6	17.6	805.3
90	Robert Neubert	GST	8	594.3	273.8	10.8	868.0	6	576.2	239.2	16.0	815.3	14	586.5	258.9	13.0	845.4
91	Heinz Hollstein	MON		0.0	0.0	0.0	0.0	1	585.0	228.0	16.0	813.0	1	585.0	228.0	16.0	813.0
92	Dieter Hartmann	GOM		0.0	0.0	0.0	0.0	1	548.0	264.0	12.0	812.0	1	548.0	264.0	12.0	812.0
93	Dennis Eisenbach	GST	5	566.2	244.6	18.6	810.8	7	563.0	247.4	17.6	810.4	12	564.3	246.3	18.0	810.6
94	Hubert Ohl	MAE		0.0	0.0	0.0	0.0	1	578.0	232.0	16.0	810.0	1	578.0	232.0	16.0	810.0
95	Michels Markus	VTF	6	595.5	255.0	18.5	850.5	5	581.2	224.2	23.4	805.4	11	589.0	241.0	20.7	830.0
96	Reiner Wilhelmy	GST	9	603.0	247.0	15.4	850.0	9	567.0	236.9	19.9	803.9	18	585.0	241.9	17.7	826.9
97	Friedel Uhrig	MON	5	572.4	235.0	22.0	807.4	3	566.0	236.7	20.7	802.7	8	570.0	235.6	21.5	805.6
98	Carsten Nickel	GEH	3	586.3	289.7	8.0	876.0	1	578.0	221.0	15.0	799.0	4	584.3	272.5	9.8	856.8
99	Winfried Klein	GST	8	586.9	273.5	11.9	860.4	6	569.7	226.3	19.5	796.0	14	579.5	253.3	15.1	832.8
100	Wilfried Selzer	GST	8	575.3	237.3	18.6	812.5	7	560.3	235.4	21.9	795.7	15	568.3	236.4	20.1	804.7

## Einzelschnittliste

Pl.	Name	Club	Heimspiele					Auswärtsspiele					Gesamt				
			S	V	A	F	G	S	V	A	F	G	S	V	A	F	G
101	Klaus-Peter Schatz	VTF	1	635.0	293.0	12.0	928.0	1	541.0	254.0	18.0	795.0	2	588.0	273.5	15.0	861.5
102	Alexander Baader	GEH		0.0	0.0	0.0	0.0	1	591.0	197.0	32.0	788.0	1	591.0	197.0	32.0	788.0
103	Reinhold Haßlöcher	GEH	3	609.0	245.7	14.7	854.7	6	570.0	214.3	22.7	784.3	9	583.0	224.8	20.0	807.8
104	Werner Barz	GHH	2	588.5	233.0	19.5	821.5	1	556.0	225.0	29.0	781.0	3	577.7	230.3	22.7	808.0
105	Richard Clemens	GHH	2	568.0	226.5	20.5	794.5	4	564.5	214.8	26.0	779.3	6	565.7	218.7	24.2	784.3
106	Peter Weschler	BOR	7	544.0	213.7	27.3	757.7	9	542.3	236.9	18.4	779.2	16	543.1	226.8	22.3	769.8
107	Manfred Hinkel	GST	4	559.0	238.8	23.0	797.8	5	554.0	221.8	20.4	775.8	9	556.2	229.3	21.6	785.6
108	Frank Hoffmann	THA	2	581.0	218.5	26.5	799.5	2	546.0	207.5	29.5	753.5	4	563.5	213.0	28.0	776.5
109	Kurt Keck	BOR	2	488.0	189.5	32.0	677.5	6	536.8	215.2	23.3	752.0	8	524.6	208.8	25.5	733.4
110	Michael Schmalzl	GST	4	565.3	232.5	26.0	797.8	4	514.3	214.0	22.8	728.3	8	539.8	223.3	24.4	763.0
111	Sascha Ruschil	BOR		0.0	0.0	0.0	0.0	3	529.3	191.0	27.7	720.3	3	529.3	191.0	27.7	720.3
112	Emil Riebe	VTF		0.0	0.0	0.0	0.0	2	522.0	169.0	38.0	691.0	2	522.0	169.0	38.0	691.0
113	Hans-Jürgen Pabst	GST	7	590.6	228.9	22.3	819.4	6	507.5	167.3	25.8	674.8	13	552.2	200.5	23.9	752.7
114	Lothar Kiefer	GST	3	591.0	239.0	19.0	830.0	3	467.7	179.7	18.7	647.3	6	529.3	209.3	18.8	738.7
115	Uwe Köhler	GEH	1	617.0	320.0	3.0	937.0		0.0	0.0	0.0	0.0	1	617.0	320.0	3.0	937.0
116	Markus Biebinger	GEH	2	621.5	298.0	7.0	919.5		0.0	0.0	0.0	0.0	2	621.5	298.0	7.0	919.5
117	Tobias Kräuter	MON	2	612.0	297.0	8.0	909.0		0.0	0.0	0.0	0.0	2	612.0	297.0	8.0	909.0
118	Christopher Braun	GHH	2	604.5	302.0	5.5	906.5		0.0	0.0	0.0	0.0	2	604.5	302.0	5.5	906.5
119	Udo Fetzer	GEH	1	608.0	274.0	8.0	882.0		0.0	0.0	0.0	0.0	1	608.0	274.0	8.0	882.0
120	Wilfried Junghanß	GST	1	596.0	279.0	5.0	875.0		0.0	0.0	0.0	0.0	1	596.0	279.0	5.0	875.0
121	Frank Löwer	THA	1	537.0	202.0	25.0	739.0		0.0	0.0	0.0	0.0	1	537.0	202.0	25.0	739.0
122	Sebastian Buch	MON	2	521.0	210.5	28.5	731.5		0.0	0.0	0.0	0.0	2	521.0	210.5	28.5	731.5
123	Edmund Billert	GEH	1	508.0	214.0	30.0	722.0		0.0	0.0	0.0	0.0	1	508.0	214.0	30.0	722.0
124	Kevin Grössl	GST	1	531.0	186.0	34.0	717.0		0.0	0.0	0.0	0.0	1	531.0	186.0	34.0	717.0



## Spielbegegnungen

### SKC Monsheim 4 - TuS Gerolsheim 3

Thomas Kraus	577	260	13	837	0	0	0	0	
Illja Latkovic	578	205	28	783	0	0	0	0	
Michael Kräuter	529	219	14	748	0	0	0	0	
Tobias Uhrig	572	234	18	806	0	0	0	0	
Elias Hudel	611	222	21	833	0	0	0	0	
Heinz Hollstein	0	0	0	0	0	0	0	0	
Mike Schaloske	571	225	22	796	0	0	0	0	
	0	0	0	0	0	0	0	0	
<b>+4803</b>	3438	1365	116	4803	0	0	0	0	

### KV Grünstadt 3 - BSG Bornheim 2

Erich Storck	580	266	16	846	869	14	260	609	Hans-Gerd Schlemilch
Winfried Klein	582	254	21	836	851	14	272	579	Peter Weschler
Robert Neubert	576	274	11	850	892	11	299	593	Daniel Decker
Werner Weickert	592	263	13	855	828	12	248	580	Bernd Hundemer
Josef Kraus	565	278	7	843	804	26	232	572	Kurt Keck
Reiner Wilhelmy	592	233	16	825	825	17	240	585	Gerhard Weschler
Ingo Geiger	0	0	0	0	0	0	0	0	
	0	0	0	0	0	0	0	0	
<b>-14</b>	3487	1568	84	5055	5069	94	1551	3518	

### KV Grünstadt 4 - TSG Haßloch 2

Tony Brand	605	278	15	883	886	3	322	564	Tobias Ams
Dennis Eisenbach	557	239	20	796	829	8	268	561	Moritz Fuhrmann
Lothar Kiefer	558	256	18	814	814	12	245	569	Alfred Kurfess
Manfred Hinkel	548	264	18	812	960	6	336	624	Hans-Jürgen Armbrust
Hans-Jürgen Pabst	563	238	26	801	472	4	160	312	Hans-Peter Grohe
Wilfried Selzer	581	262	21	843	860	19	282	578	Horst Nied
	0	0	0	0	386	6	114	272	Frank Löwer
	0	0	0	0	0	0	0	0	
<b>-258</b>	3412	1537	118	4949	5207	58	1727	3480	

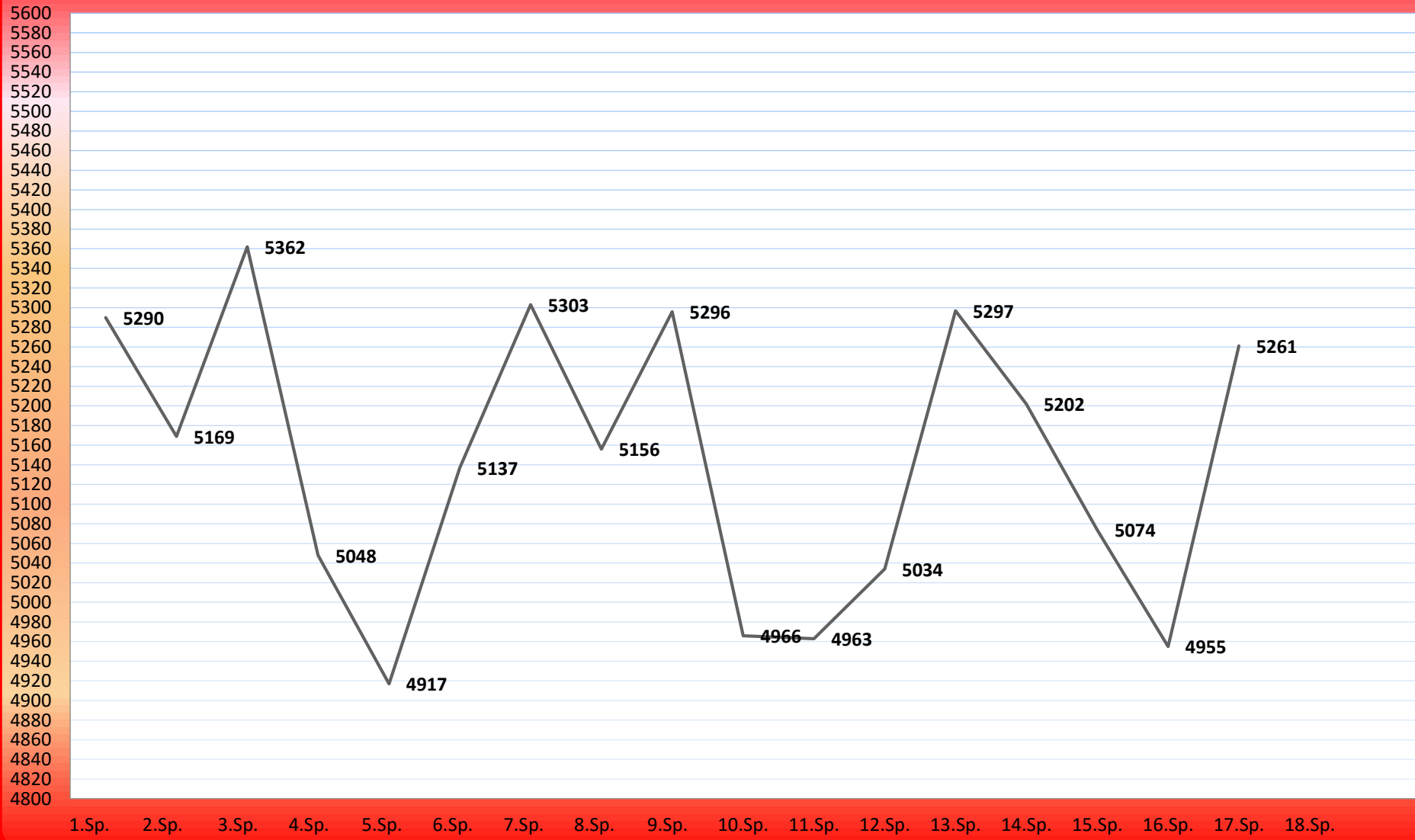
### SKC GH Hohenecken 2 - VT Frankenthal 1

Richard Clemens	566	242	18	808	853	11	265	588	Walter Dicu
Anton Spiegel	615	262	6	877	826	10	250	576	Chojowski Bernd
Arno Oehmig	599	355	1	954	795	18	254	541	Klaus-Peter Schatz
Klaus Krahl	593	263	8	856	759	26	194	565	Michels Markus
Jürgen Geissler	587	298	4	885	813	18	226	587	Manfred Schröder
Volker Tremmel	571	267	10	838	899	10	286	613	Jörg Stramitzel
	0	0	0	0	0	0	0	0	
	0	0	0	0	0	0	0	0	
<b>+273</b>	3531	1687	47	5218	4945	93	1475	3470	

### SG KSG Mainz / GN Essenheim 2 - SKC Gommersheim 1

Ernst Rehbein	577	283	8	860	788	12	238	550	Arnold Litzel
Vladimir Hecimovic	591	248	10	839	831	19	239	592	Ralf Litzel
Dieter Albrecht	581	255	14	836	852	13	247	605	Gregor Kegel
Ludwig Doerle	618	243	8	861	408	13	123	285	Horst Küntzel
Kevin Pretsch	622	284	3	906	788	18	238	550	Dirk Schurig
Siegfried Streck	590	287	7	877	895	5	293	602	Armin Moser
Horst Glock	0	0	0	0	401	13	103	298	Dieter Hartmann
Thomas Kistner	0	0	0	0	0	0	0	0	Willi Wingerter
<b>+216</b>	3579	1600	50	5179	4963	93	1481	3482	

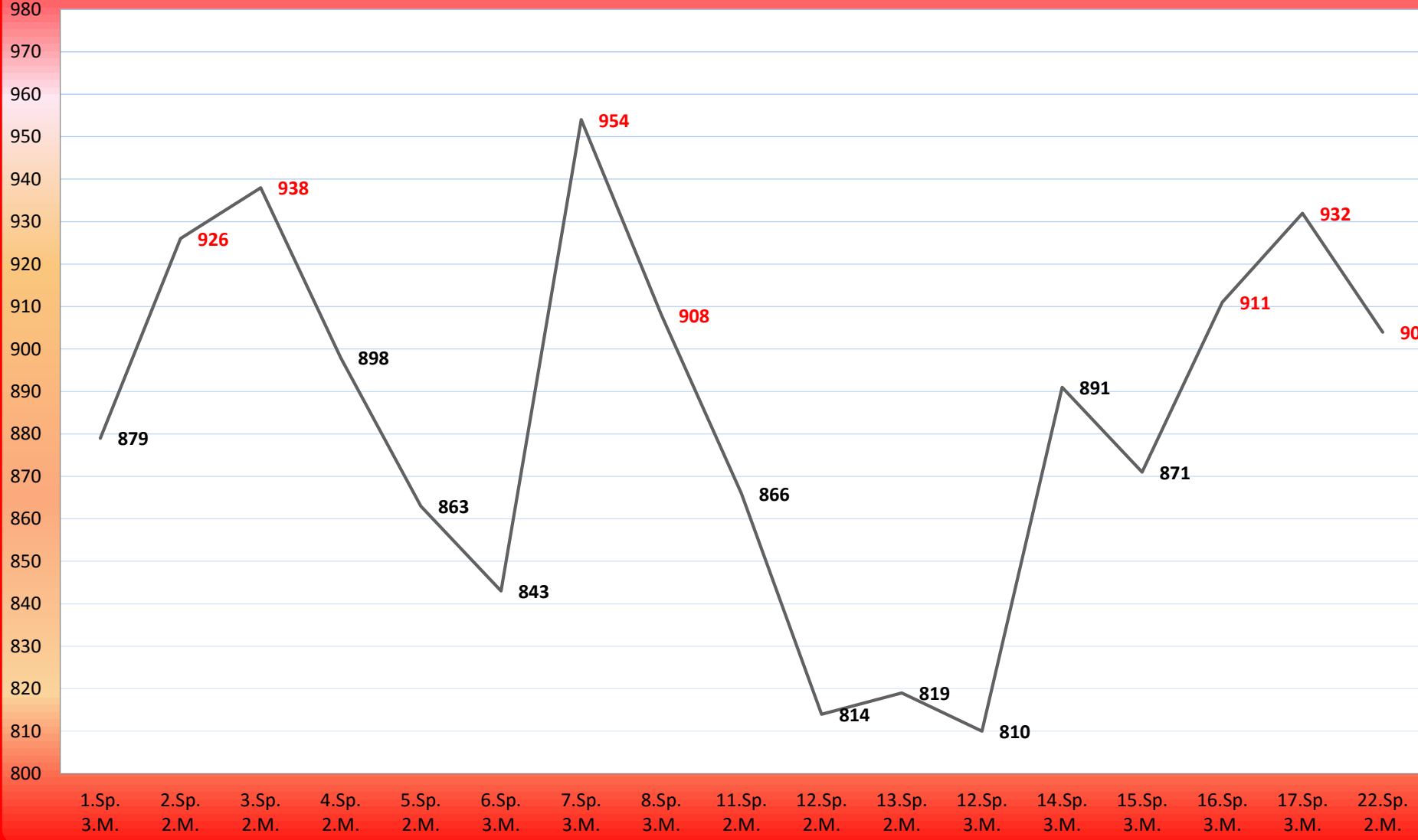
## TuS Gerolsheim 3 Herren Saison 2015 - 16



# Jürgen Dämgen



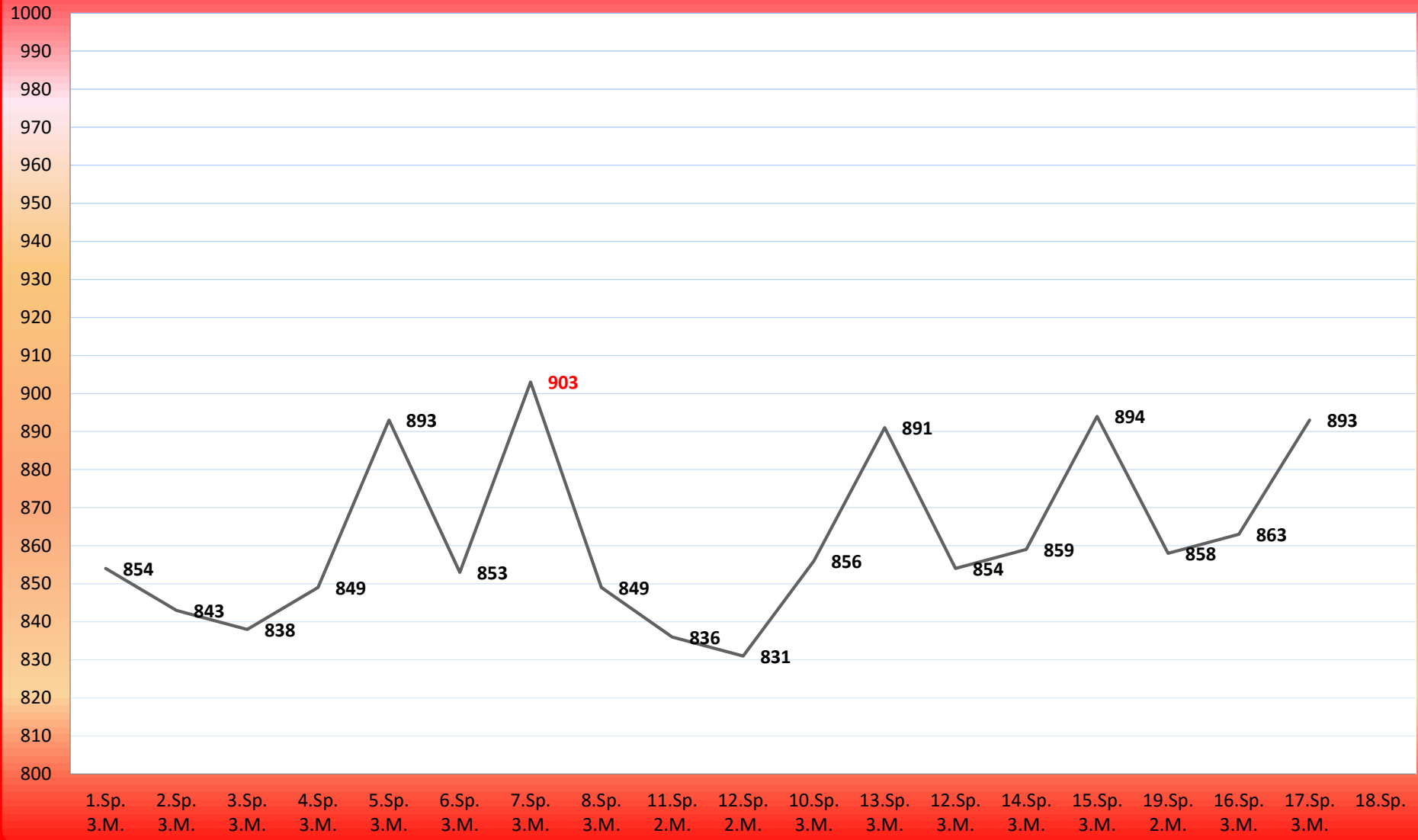
# Tobias Bethge



# Jürgen Nickel



# Hans-Jürgen Basler





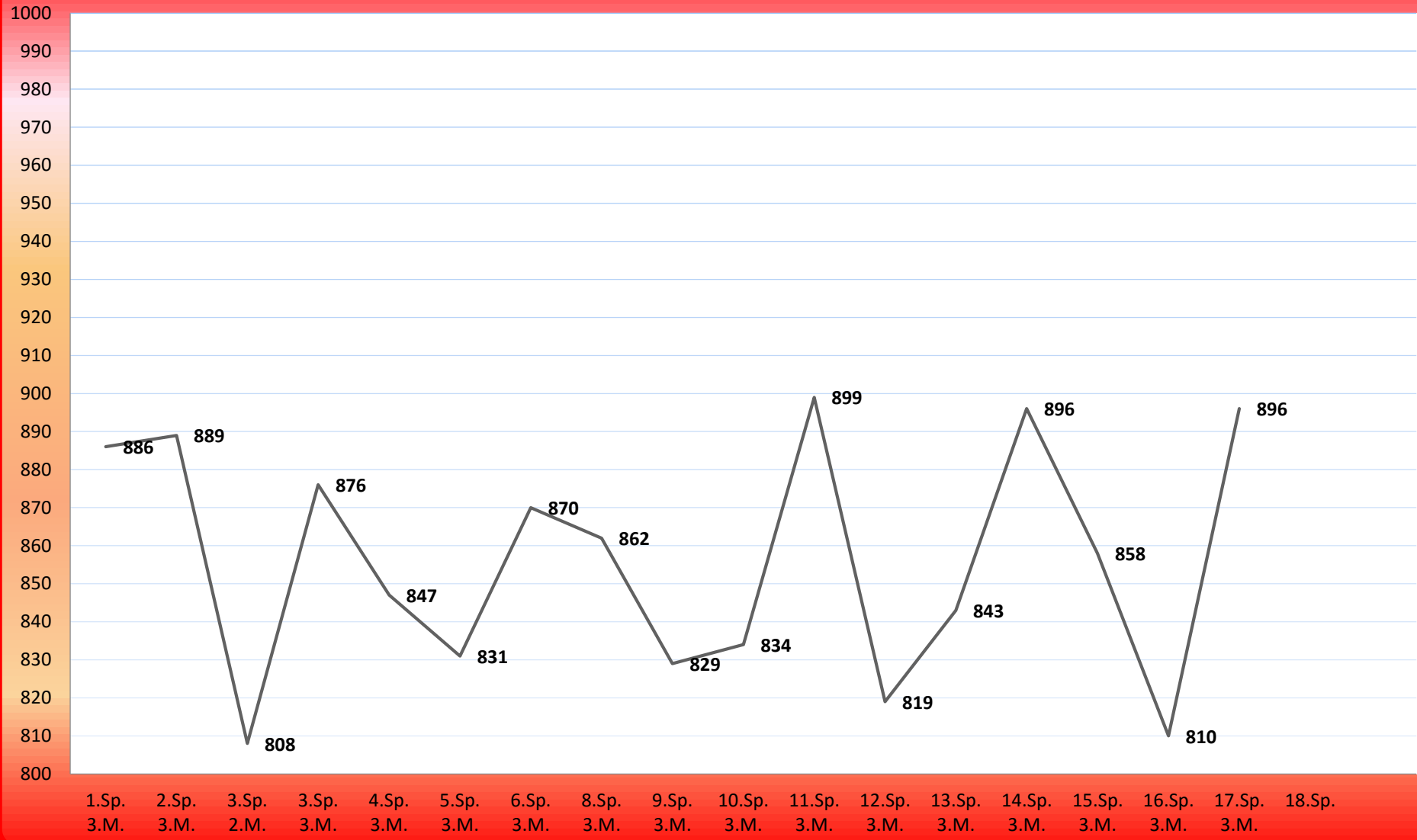
# Michael Dobberstein



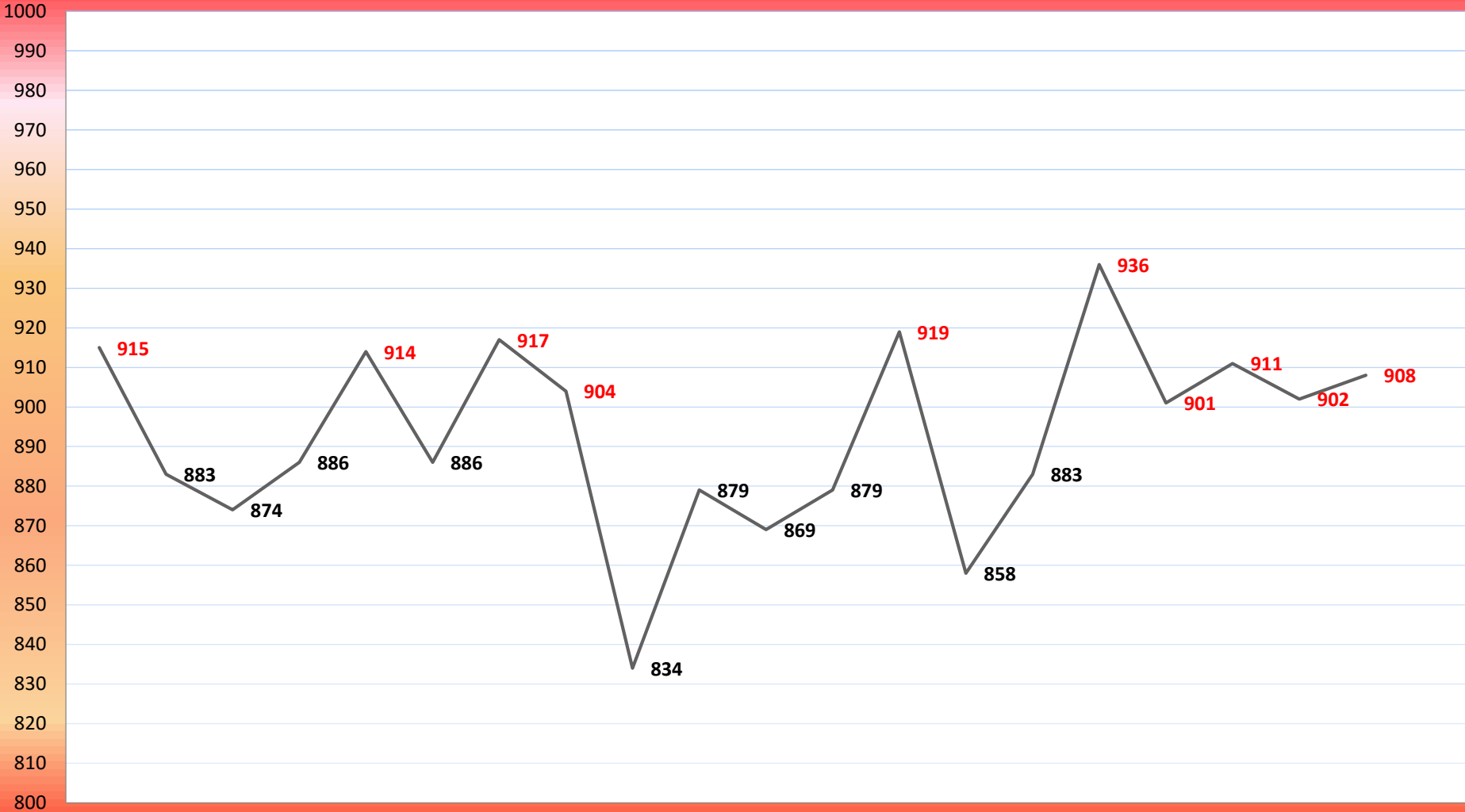
# Udo Fetzer



# Albert Brunner

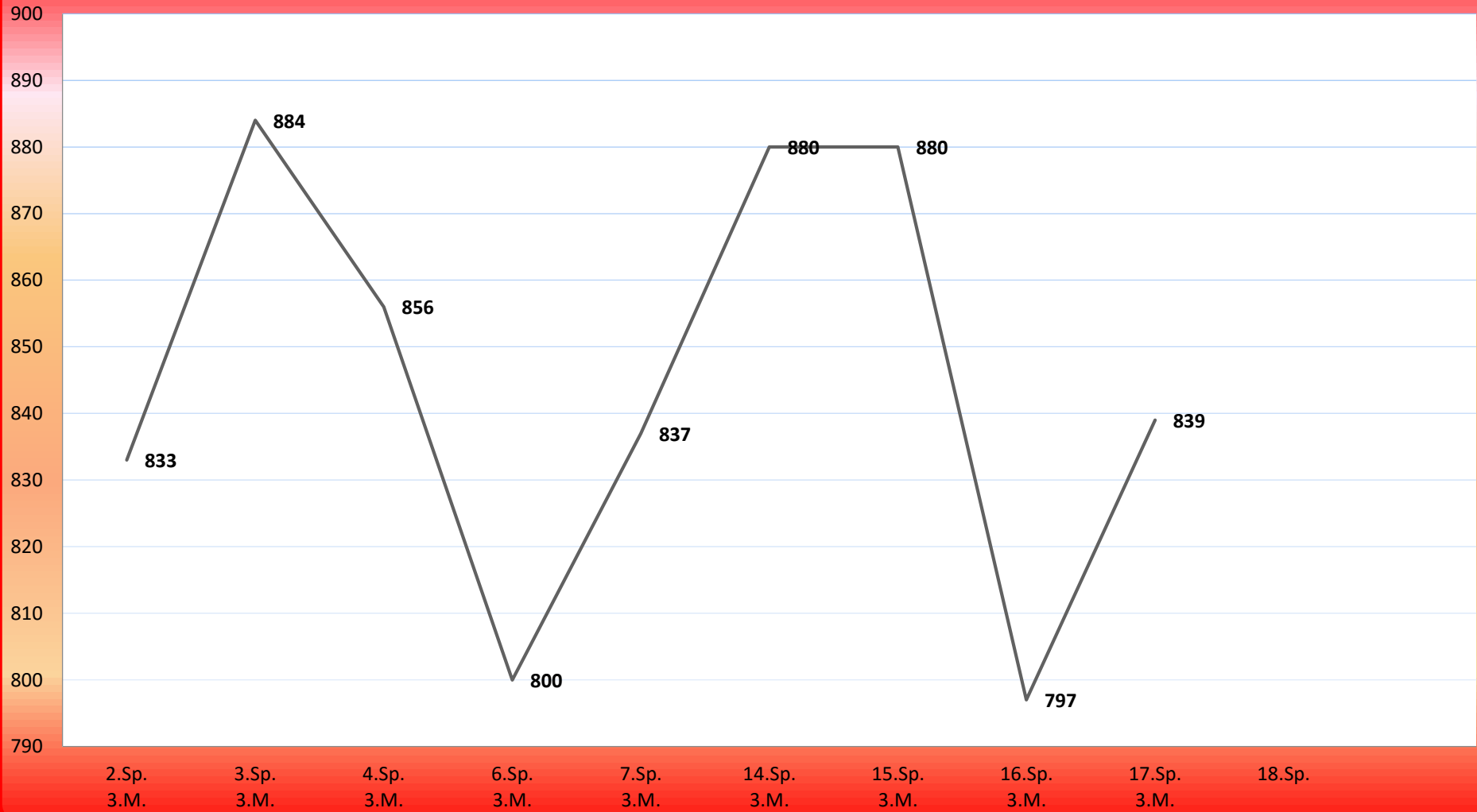


# Karolj Marton

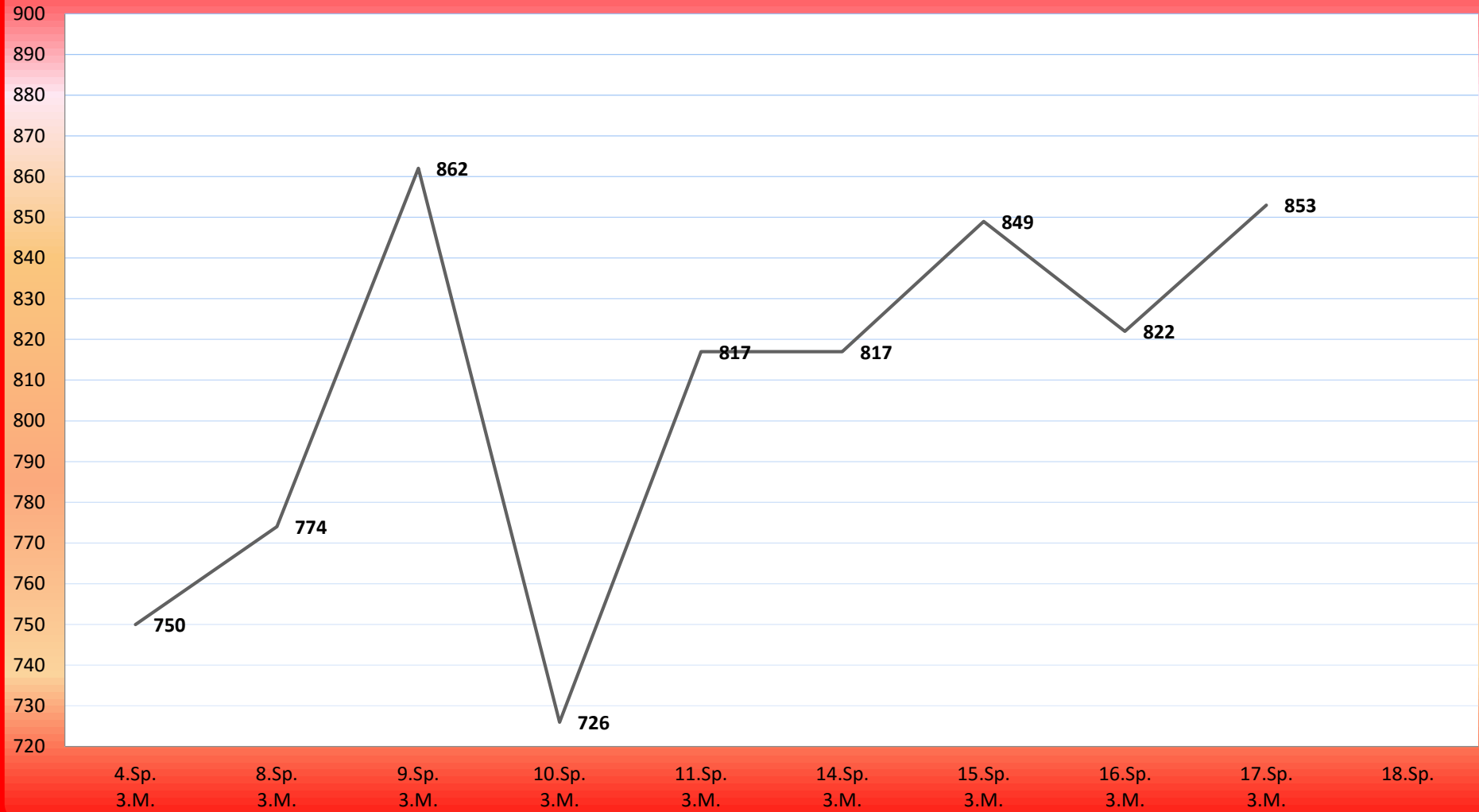


1.Sp. 2.Sp. 3.Sp. 4.Sp. 5.Sp. 6.Sp. 7.Sp. 8.Sp. 9.Sp. 9.Sp. 10.Sp. 13.Sp. 13.Sp. 12.Sp. 14.Sp. 15.Sp. 16.Sp. 17.Sp. 20.Sp. 22.SP.  
3.M. 3.M. 2.M. 2.M. 2.M. 2.M. 2.M. 2.M. 2.M. 3.M. 3.M. 2.M. 3.M. 3.M. 2.M. 2.M. 2.M. 2.M. 2.M. 2.M.

# Uwe Bethge

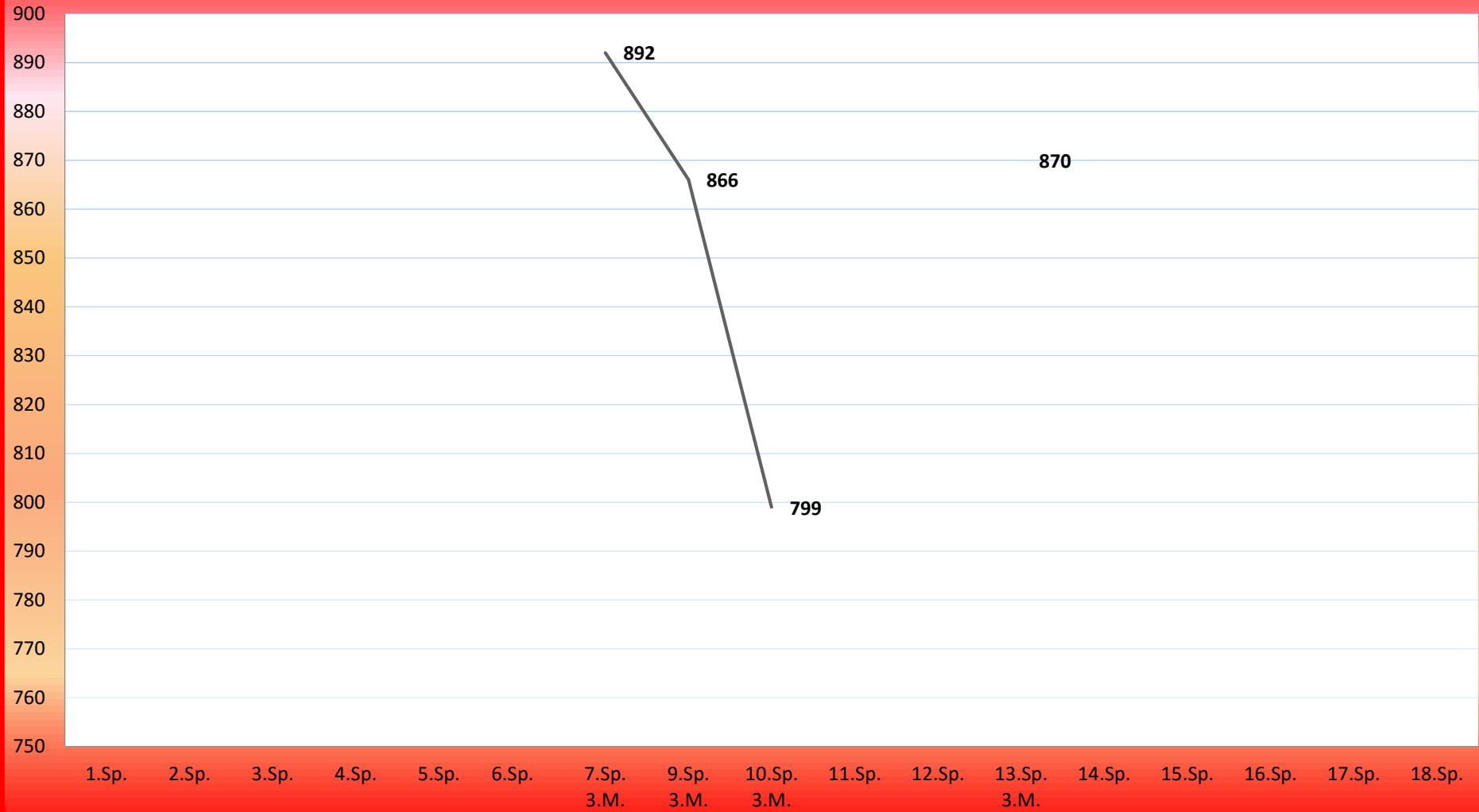


# Reinhold Haßlöcher





# Carsten Nickel













# Alexander Baader



# Edmund Billert



## TuS Gerolsheim 3 Männer Saison 2015 / 16 Gruppenliga

 TuS Gerolsheim 3	BSG Bornheim 2	KV Grünstadt 3	TSG Haßloch 2	SG KSG Mainz/GN Essenheim 2	VT Frankenthal 1	SKC GH Hohenecken 2	SKC Gommersheim 1	KV Grünstadt 4	SKC Monsheim 4
TuS Gerolsheim 3 	5290 : 5105 2 : 0	5169 : 5118 4 : 0	5362 : 5336 6 : 0	5297 : 5155 16 : 10	4917 : 0000 6 : 4	5074 : 5271 16 : 14	5303 : 5169 10 : 4	5261 : 4862 18 : 16	5296 : 4911 14 : 4
BSG Bornheim 2	4973 : 4966 14 : 6	 4714 : 4576	4714 : 4979	4832 : 5015	4600 : 4767	4976 : 4992	4822 : 4850	4855 : 4421	4607 : 4785
KV Grünstadt 3	5108 : 4953 14 : 8	5055 : 5069	 5284 : 5349	5340 : 5315	5195 : 5225	5275 : 5438	5294 : 5187	5207 : 4937	5408 : 5185
TSG Haßloch 2	5216 : 5034 14 : 10	5068 : 4786	4949 : 5005	 5065 : 5152	4994 : 5043	5165 : 5031	4929 : 5133	5088 : 4663	4906 : 4938
SG KSG Mainz/GN Essenheim 2	5260 : 5048 4 : 4	5278 : 4979	51550: 4882	5237 : 4975	 5176 : 4905	5084 : 5074	5179 : 4963	5084 : 4453	5186 : 4984
VT Frankenthal 1	5211 : 5202 16 : 12	5353 : 5185	5332 : 5151	5216 : 5209	5133 : 5279	 5288 : 5085	5230 : 5259	5261 : 4742	5415 : 4916
SKC GH Hohenecken 2	5132 : 5137 8 : 4	5079 : 4632	5022 : 4831	5024 : 4788	5248 : 5164	5218 : 4945	 5035 : 5011	5145 : 4692	5071 : 4990
SKC Gommersheim 1	5301 : 4955 16 : 16	4986 : 4581	5081 : 4900	5167 : 5078	5175 : 5327	5126 : 5094	5233 : 5178	 5137 : 0000	21.02.16
KV Grünstadt 4	4843 : 5156 12 : 4	4938 : 4849	5018 : 5279	4949 : 5207	4973 : 5157	4812 : 5232	4987 : 5191	4877 : 5216	 4944 : 5150
SKC Monsheim 4	4803 : 0000 18 : 18	4861 : 4857	4909 : 4866	5121 : 5081	5233 : 5322	5197 : 5158	5107 : 5030	5129 : 5169	4882 : 4787 