

# Spielbericht

CLUBSPIEL	<input checked="" type="checkbox"/>
POKALSPIEL	<input type="checkbox"/>
LÄNDERSPIEL	<input type="checkbox"/>

SENIOREN	<input type="checkbox"/>
FRAUEN	<input type="checkbox"/>
MÄNNER	<input checked="" type="checkbox"/>
U23	<input type="checkbox"/>
U18/14	<input type="checkbox"/>

Land:	Rheinhessen-Pfalz	Datum:	20.02.2016
Ort:	Frankenthal		
Bahnanlage:	VT Frankenthal		
Spielbeginn	10:50 Uhr	Spielende:	15:50 Uhr
Liga	Gruppenliga - Männer	Spieltag:	14

Heimmannschaft: **VT Frankenthal 1**

Gastmannschaft: **TuS Gerolsheim 3**

Pass-Nr.	Vorname, Name	Mon/Jahr	Voll	Abräumen	Fehler	Gesamt	Pass-Nr.	Vorname, Name	Mon/Jahr	Voll	Abräumen	Fehler	Gesamt
10A7248	Walter Dicu		595	267	14	862	10B1516	Reinhold Haßlöcher		587	230	17	817
10B1680	Hans-Peter Ferentz		579	240	17	819	10A4138	Albert Brunner		627	269	15	896
10A8653	Manfred Schröder		614	286	15	900	10A4141	Hans-Jürgen Basler		604	255	9	859
10A7249	Martin Dicu		567	255	14	822	10A7247	Tobias Bethge		604	287	9	891
10A8651	Chojowski Bernd		609	288	6	897	10A7263	Stefan Wittur		287	112	13	399
10A7262	Jörg Stramitzel		617	294	11	911	10A7246	Uwe Bethge		568	312	7	880
10A8652	Michels Markus				0		10A2401	Udo Fetzer		291	169	1	460
							10A4143	Armin Keller				0	
<b>Differenz: 9</b>			<b>3581</b>	<b>1630</b>	<b>77</b>	<b>5211</b>				<b>3568</b>	<b>1634</b>	<b>71</b>	<b>5202</b>

1) Bahn/Kugelmateriale in Ordnung  Ja  Nein     
 2) Pässe in Ordnung  Ja  Nein     
 Protest  Ja  Nein     
 4) Verletzung  Ja  Nein     
 5) Verwarnung  Ja  Nein     
 6) Sonstiges  Ja  Nein

101. Wurf: Auswechslung Fetzer, U. für Wittur S.; Werbung Heimmannschaft: Uhlsport, Werbung Gastmannschaft: Sparda-Bank/ Inter-Sport Schäfer/ Casino Silver City;

Schiedsrichter O.K.  Ja  Nein

Schiedsrichter O.K.  Ja  Nein

Anlagen

Heimmannschaft:

Schiedsrichter/Aufsicht:

Gastmannschaft:

## Ergebnisse:

KV Grünstadt 3	- KV Grünstadt 4	5207 : 4937
<b>VT Frankenthal 1</b>	<b>- TuS Gerolsheim 3</b>	<b>5211 : 5202</b>
SG KSG Mainz / GN Essenheim 2	- TSG Haßloch 2	5237 : 4975
SKC GH Hohenecken 2	- BSG Bornheim 2	5079 : 4632
SKC Gommersheim 1	- SKC Monsheim 4	0 : 0

verl. 21.02.2016, 13:00 Uhr

## Tabelle:

Pl.	Mannschaft	Sp.	Punkte	Kegel	DS-H	DS-A	DS-G
1	SG KSG Mainz / GN Essenheim 2	14	22 : 6	72828	5203,5	5200,9	5202,0
2	SKC Gommersheim 1	13	18 : 8	66780	5153,2	5123,0	5136,9
3	SKC GH Hohenecken 2	14	18 : 10	71677	5104,6	5135,0	5119,8
4	VT Frankenthal 1	14	18 : 10	67355	5282,0	5063,5	5181,2
5	<b>TuS Gerolsheim 3</b>	<b>14</b>	<b>16 : 12</b>	<b>71180</b>	<b>5097,7</b>	<b>5070,9</b>	<b>5084,3</b>
6	SKC Monsheim 4	13	14 : 12	65446	5079,6	4981,5	5034,3
7	TSG Haßloch 2	14	14 : 14	71464	5065,3	5143,9	5104,6
8	KV Grünstadt 3	14	12 : 16	71278	5243,3	4939,3	5091,3
9	BSG Bornheim 2	14	6 : 22	68030	4810,8	4924,0	4859,3
10	KV Grünstadt 4	14	0 : 28	62362	4922,0	4651,3	4797,1

## Mannschaft der Woche:

Pl.	Name	Club	Ges.	V	A	F
1	Andreas Schulz	MAE	960	609	351	2
2	Karl Hauswirth	GST	911	602	309	7
3	Jörg Stramitzel	VTF	911	617	294	11
4	Manfred Schröder	VTF	900	614	286	15
5	Erich Storck	GST	900	618	282	14
6	Jürgen Hinderlich	MAE	900	624	276	5

**Gesamt: 5482**

## Top 16 der Saison:

Pl.	Name	Club	AS	HS	GS
1	Hans-Jürgen Armbrust	THA	896.8	869.8	883.3
2	Armin Moser	GOM	894.5	922.3	908.4
3	Vladimir Hecimovic	MAE	893.8	865.0	882.7
4	Volker Tremmel	GHH	888.4	866.0	878.4
5	Ralf Litzel	GOM	880.3	852.4	867.6
6	Egon Laudemann	BOR	872.7	849.8	857.4
7	<b>Michael Dobberstein</b>	<b>GEH</b>	<b>872.6</b>	<b>862.3</b>	<b>868.0</b>
8	Karl Hauswirth	GST	871.9	926.6	899.2
9	Chojowski Bernd	VTF	871.4	905.7	890.1
10	Jörg Stramitzel	VTF	866.4	899.7	884.5
11	Mike Schaloske	MON	865.7	854.8	860.7
12	Wolfgang Gast	THA	862.2	862.3	862.3
13	<b>Albert Brunner</b>	<b>GEH</b>	<b>860.8</b>	<b>859.4</b>	<b>860.1</b>
14	Arnold Litzel	GOM	860.4	845.6	853.0
15	Sven Bormann	GOM	860.0	851.8	855.4
16	Manfred Schröder	VTF	856.8	906.9	883.8

**Top-Spieler der Saison - ab Platz 17:**

(mindestens 2/3 der Spiele)

Pl.	Name	Club	AS	HS	GS
17	Ernst Rehbein	MAE	856.6	883.0	866.8
18	Gerhard Weschler	BOR	856.2	802.7	825.0
19	<b>Hans-Jürgen Basler</b>	<b>GEH</b>	<b>853.3</b>	<b>870.3</b>	<b>861.8</b>
20	Christian Niebergall	MAE	852.0	856.8	853.9
21	Siegfried Streck	MAE	851.4	862.0	855.3
22	Ingo Geiger	GST	850.0	874.0	864.4
23	Horst Nied	THA	849.3	816.8	831.2
24	Alfred Kurfess	THA	848.4	841.3	844.5
25	Markus Gauger	GHH	848.0	836.8	842.9
26	Eduard Philipp	THA	846.6	828.3	835.9
27	Klaus Stengel	GHH	845.8	832.6	839.2
28	Norbert Winkenbach	MON	844.3	871.5	855.2
29	Bernd Hundemer	BOR	838.6	802.1	817.3
30	Tobias Uhrig	MON	834.8	851.2	843.7
31	Hans-Gerd Schlemilch	BOR	834.0	810.6	819.6
32	Tony Brand	GST	828.3	844.3	836.3
33	Detlef Schwender	GOM	827.3	856.5	839.0
34	Werner Weickert	GST	825.0	876.3	850.6
35	Robert Neubert	GST	809.6	873.5	844.5
36	Josef Kraus	GST	809.4	845.6	824.5
37	Dennis Eisenbach	GST	804.2	814.5	808.8
38	Reiner Wilhelmy	GST	795.3	851.6	823.4
39	Wilfried Selzer	GST	792.0	810.0	801.8
40	Winfried Klein	GST	786.8	861.5	827.5
41	Peter Weschler	BOR	767.0	753.3	759.5
42	Hans-Jürgen Pabst	GST	737.2	822.5	783.7

## Einzelschnittliste

Pl.	Name	PBL	Club	AS	HS	GS	Sp. A	Sp. H	Akt.
1	Christian Birkheimer	866	MAE	966.0	0.0	966.0	1		0
2	Christian Eichhorn	1022	THA	950.0	0.0	950.0	1		0
3	Andreas Schulz	947	MAE	942.5	890.6	905.4	2	5	0
4	Jörg Schlemilch	960	BOR	922.0	0.0	922.0	1		0
5	Jürgen Hinderlich	959	MAE	916.0	0.0	916.0	1		0
6	Kevin Pretsch	967	MAE	914.0	0.0	914.0	1		0
7	Hans-Lothar Bechtel	911	GST	914.0	0.0	914.0	1		0
8	Frank Billian	957	THA	907.0	906.0	906.5	1	1	0
9	Marco Steffan	920	GHH	906.0	906.5	906.2	3	2	0
10	Maximilian Hudel	982	MON	898.0	863.3	872.0	1	3	0
11	Hans-Jürgen Armbrust	991	THA	896.8	869.8	883.3	5	5	0
12	Armin Moser	971	GOM	894.5	922.3	908.4	6	6	0
13	Vladimir Hecimovic	939	MAE	893.8	865.0	882.7	8	5	0
14	Volker Tremmel	907	GHH	888.4	866.0	878.4	5	4	0
15	Ludwig Doerle	931	MAE	888.0	0.0	888.0	1		0
16	Jürgen Nickel	986	GEH	887.0	903.0	893.4	3	2	0
17	Ralf Litzel	929	GOM	880.3	852.4	867.6	6	5	0
18	Klaus Krahl	0	GHH	878.0	824.0	851.0	1	1	0
19	Ewald Louis	950	THA	878.0	867.5	873.8	3	2	0
20	Gerhard Graf	973	MON	877.0	874.0	875.5	1	1	0
21	Tobias Ams	1003	THA	877.0	898.7	887.8	3	3	0
22	Jan Rohde	1015	GHH	874.0	905.5	889.8	2	2	0
23	Jens Kretzschmar	0	VTF	873.7	852.3	863.0	3	3	0
24	Egon Laudemann	913	BOR	872.7	849.8	857.4	3	6	0
25	Michael Dobberstein	968	GEH	872.6	862.3	868.0	5	4	0
26	Karl Hauswirth	977	GST	871.9	926.6	899.2	7	7	911
27	Bernd Müller	947	VTF	871.5	898.0	890.4	2	5	0
28	Chojowski Bernd	961	VTF	871.4	905.7	890.1	5	6	897
29	Alexander Walther	922	BOR	869.0	0.0	869.0	1		0
30	Anton Spiegel	906	GHH	868.0	857.5	863.8	3	2	0
31	Jörg Stramitzel	976	VTF	866.4	899.7	884.5	5	6	911
32	Peter Braun	909	GHH	866.3	892.0	872.8	3	1	0
33	Mike Schaloske	936	MON	865.7	854.8	860.7	6	5	0
34	Wolfgang Weschler	930	BOR	865.0	0.0	865.0	1		0
35	Marcel Neu	978	GHH	864.5	0.0	864.5	2		0
36	Walter Dicu	923	VTF	864.0	911.7	887.8	3	3	862
37	Karolj Marton	989	GEH	863.5	899.0	887.2	2	4	0
38	Tobias Bethge	950	GEH	863.0	916.5	880.8	4	2	891
39	Wolfgang Gast	949	THA	862.2	862.3	862.3	5	6	0
40	Uwe Rohde	945	GHH	860.8	850.3	856.9	5	3	0
41	Albert Brunner	965	GEH	860.8	859.4	860.1	6	7	896
42	Arnold Litzel	905	GOM	860.4	845.6	853.0	5	5	0
43	Sven Bormann	914	GOM	860.0	851.8	855.4	4	5	0
44	Manfred Schröder	932	VTF	856.8	906.9	883.8	6	7	900
45	Ernst Rehbein	907	MAE	856.6	883.0	866.8	8	5	0
46	Gerhard Weschler	905	BOR	856.2	802.7	825.0	5	7	0
47	Gregor Kegel	941	GOM	855.5	851.5	853.5	4	4	0
48	Ingo Schott	465	MAE	855.0	0.0	855.0	1		0
49	Horst Küntzel	873	GOM	855.0	871.0	860.3	2	1	0
50	Marcel Hunger	914	MAE	854.7	845.0	852.3	3	1	0

## Einzelschnittliste

Pl.	Name	PBL	Club	AS	HS	GS	Sp. A	Sp. H	Akt.
51	Hans-Jürgen Basler	923	GEH	853.3	870.3	861.8	6	6	859
52	Christian Niebergall	933	MAE	852.0	856.8	853.9	6	4	0
53	Siegfried Streck	907	MAE	851.4	862.0	855.3	7	4	0
54	Dieter Albrecht	903	MAE	850.0	873.3	858.8	5	3	0
55	Ingo Geiger	898	GST	850.0	874.0	864.4	4	6	0
56	Franz Hirsch	0	BOR	850.0	820.3	824.6	1	6	0
57	Horst Nied	936	THA	849.3	816.8	831.2	4	5	0
58	Alfred Kurfess	962	THA	848.4	841.3	844.5	5	6	0
59	Markus Gauger	929	GHH	848.0	836.8	842.9	6	5	0
60	Eduard Philipp	964	THA	846.6	828.3	835.9	5	7	0
61	Klaus Stengel	903	GHH	845.8	832.6	839.2	5	5	0
62	Uwe Bethge	933	GEH	845.3	851.3	848.3	3	3	880
63	Thomas Kraus	948	MON	845.0	801.8	810.4	1	4	0
64	Stephan Dobberstein	930	MON	845.0	880.5	862.8	2	2	0
65	Norbert Winkenbach	940	MON	844.3	871.5	855.2	6	4	0
66	Bernd Hundemer	852	BOR	838.6	802.1	817.3	5	7	0
67	Jürgen Dämgen	941	GEH	837.8	863.8	850.8	4	4	0
68	Tobias Uhrig	980	MON	834.8	851.2	843.7	5	6	0
69	Hans-Gerd Schlemilch	902	BOR	834.0	810.6	819.6	5	8	0
70	Martin Dicu	444	VTF	833.5	864.7	852.2	2	3	822
71	Dirk Schurig	906	GOM	829.0	0.0	829.0	4		0
72	Tony Brand	0	GST	828.3	844.3	836.3	7	7	861
73	Detlef Schwender	934	GOM	827.3	856.5	839.0	6	4	0
74	Erich Storck	933	GST	825.0	897.0	879.0	1	3	900
75	Werner Weickert	913	GST	825.0	876.3	850.6	7	7	871
76	Michael Kräuter	837	MON	823.5	824.5	824.0	2	2	0
77	Elias Hudel	852	MON	821.5	917.0	840.6	4	1	0
78	Rudi Spies	0	GST	821.0	0.0	821.0	1		821
79	Hans-Peter Böhmer	937	THA	821.0	0.0	821.0	1		0
80	Hans-Peter Ferentz	0	VTF	817.5	801.3	806.7	2	4	819
81	Michels Markus	905	VTF	817.0	846.0	831.5	4	4	0
82	Andreas Wendt	832	THA	816.0	834.0	829.5	1	3	0
83	Dieter Hartmann	0	GOM	812.0	0.0	812.0	1		0
84	Hubert Ohl	444	MAE	810.0	0.0	810.0	1		0
85	Illja Latkovic	898	MON	810.0	874.8	864.0	1	5	0
86	Robert Neubert	914	GST	809.6	873.5	844.5	5	6	877
87	Josef Kraus	873	GST	809.4	845.6	824.5	7	5	830
88	Dennis Eisenbach	865	GST	804.2	814.5	808.8	5	4	855
89	Moritz Fuhrmann	418	THA	804.0	827.0	815.5	1	1	0
90	Friedel Uhrig	887	MON	802.7	807.4	805.6	3	5	0
91	Frank Hoffmann	953	THA	802.0	799.5	800.3	1	2	0
92	Carsten Nickel	942	GEH	799.0	876.0	856.8	1	3	0
93	Reiner Wilhelmy	876	GST	795.3	851.6	823.4	7	7	818
94	Wilfried Selzer	897	GST	792.0	810.0	801.8	5	6	0
95	Alexander Baader	974	GEH	788.0	0.0	788.0	1		0
96	Winfried Klein	844	GST	786.8	861.5	827.5	5	6	0
97	Werner Barz	867	GHH	781.0	821.5	808.0	1	2	0
98	Kurt Keck	879	BOR	780.0	679.0	746.3	2	1	0
99	Richard Clemens	832	GHH	779.3	781.0	779.6	4	1	0
100	Reinhold Haßlöcher	0	GEH	776.8	862.0	791.0	5	1	817

**Einzelschnittliste**

Pl.	Name	PBL	Club	AS	HS	GS	Sp. A	Sp. H	Akt.
101	Lothar Kiefer	890	GST	772.0	787.0	779.5	1	1	772
102	Peter Weschler	890	BOR	767.0	753.3	759.5	5	6	0
103	Manfred Hinkel	0	GST	765.0	788.0	776.5	2	2	828
104	Sascha Ruschil	770	BOR	749.0	0.0	749.0	1		0
105	Hans-Jürgen Pabst	884	GST	737.2	822.5	783.7	5	6	0
106	Michael Schmalzl	829	GST	727.3	797.8	767.6	3	4	800
107	Emil Riebe	793	VTF	691.0	0.0	691.0	2		0
108	Udo Fetzer	1017	GEH	460.0	882.0	671.0	1	1	460
109	Stefan Wittur	836	GEH	399.0	0.0	399.0	1		399
110	Uwe Köhler	1047	GEH	0.0	937.0	937.0		1	0
111	Markus Biebinger	955	GEH	0.0	919.5	919.5		2	0
112	Tobias Kräuter	937	MON	0.0	909.0	909.0		2	0
113	Christopher Braun	961	GHH	0.0	906.5	906.5		2	0
114	Arno Oehmig	952	GHH	0.0	902.0	902.0		3	0
115	Wilfried Junghanß	932	GST	0.0	875.0	875.0		1	0
116	Siegbert Heilig	0	GHH	0.0	839.0	839.0		1	0
117	Daniel Decker	0	BOR	0.0	832.4	832.4		5	0
118	Frank Löwer	0	THA	0.0	739.0	739.0		1	0
119	Sebastian Buch	831	MON	0.0	731.5	731.5		2	0
120	Kevin Grössl	0	GST	0.0	717.0	717.0		1	0

Deutsche Classic-Kegler Union e.V.  
**RHEINHESSEN-PFALZ**

## Einzelchnittliste

Pl.	Name	Club	Heimspiele					Auswärtsspiele					Gesamt				
			S	V	A	F	G	S	V	A	F	G	S	V	A	F	G
1	Christian Birkheimer	MAE		0.0	0.0	0.0	0.0	1	611.0	355.0	4.0	966.0	1	611.0	355.0	4.0	966.0
2	Christian Eichhorn	THA		0.0	0.0	0.0	0.0	1	642.0	308.0	4.0	950.0	1	642.0	308.0	4.0	950.0
3	Andreas Schulz	MAE	5	594.8	295.8	4.0	890.6	2	634.5	308.0	3.0	942.5	7	606.1	299.3	3.7	905.4
4	Jörg Schlemilch	BOR		0.0	0.0	0.0	0.0	1	603.0	319.0	6.0	922.0	1	603.0	319.0	6.0	922.0
5	Jürgen Hinderlich	MAE		0.0	0.0	0.0	0.0	1	597.0	319.0	9.0	916.0	1	597.0	319.0	9.0	916.0
6	Kevin Pretsch	MAE		0.0	0.0	0.0	0.0	1	584.0	330.0	6.0	914.0	1	584.0	330.0	6.0	914.0
7	Hans-Lothar Bechtel	GST		0.0	0.0	0.0	0.0	1	602.0	312.0	7.0	914.0	1	602.0	312.0	7.0	914.0
8	Frank Billian	THA	1	605.0	301.0	7.0	906.0	1	611.0	296.0	6.0	907.0	2	608.0	298.5	6.5	906.5
9	Marco Steffan	GHH	2	614.0	292.5	7.0	906.5	3	614.3	291.7	5.7	906.0	5	614.2	292.0	6.2	906.2
10	Maximilian Hudel	MON	3	597.3	266.0	14.7	863.3	1	599.0	299.0	10.0	898.0	4	597.8	274.3	13.5	872.0
11	Hans-Jürgen Armbrust	THA	5	612.8	257.0	20.2	869.8	5	626.6	270.2	16.0	896.8	10	619.7	263.6	18.1	883.3
12	Armin Moser	GOM	6	624.8	297.5	6.2	922.3	6	617.0	277.5	7.0	894.5	12	620.9	287.5	6.6	908.4
13	Vladimir Hecimovic	MAE	5	583.6	281.4	7.8	865.0	8	599.1	294.6	7.3	893.8	13	593.2	289.5	7.5	882.7
14	Volker Tremmel	GHH	4	587.8	278.3	9.0	866.0	5	609.4	279.0	12.6	888.4	9	599.8	278.7	11.0	878.4
15	Ludwig Doerle	MAE		0.0	0.0	0.0	0.0	1	605.0	283.0	8.0	888.0	1	605.0	283.0	8.0	888.0
16	Jürgen Nickel	GEH	2	598.5	304.5	4.5	903.0	3	590.7	296.3	4.3	887.0	5	593.8	299.6	4.4	893.4
17	Ralf Litzel	GOM	5	588.6	263.8	15.4	852.4	6	601.0	279.3	12.2	880.3	11	595.4	272.3	13.6	867.6
18	Klaus Krahl	GHH	1	566.0	258.0	9.0	824.0	1	580.0	298.0	13.0	878.0	2	573.0	278.0	11.0	851.0
19	Ewald Louis	THA	2	596.0	271.5	7.5	867.5	3	614.0	264.0	10.3	878.0	5	606.8	267.0	9.2	873.8
20	Gerhard Graf	MON	1	598.0	276.0	6.0	874.0	1	592.0	285.0	11.0	877.0	2	595.0	280.5	8.5	875.5
21	Tobias Ams	THA	3	602.3	296.3	3.3	898.7	3	593.7	283.3	8.7	877.0	6	598.0	289.8	6.0	887.8
22	Jan Rohde	GHH	2	614.5	291.0	10.0	905.5	2	589.0	285.0	6.0	874.0	4	601.8	288.0	8.0	889.8
23	Jens Kretzschmar	VTF	3	597.3	255.0	16.3	852.3	3	604.3	269.3	15.7	873.7	6	600.8	262.2	16.0	863.0
24	Egon Laudemann	BOR	6	595.7	254.2	16.3	849.8	3	595.0	277.7	16.3	872.7	9	595.4	262.0	16.3	857.4
25	Michael Dobberstein	GEH	4	603.5	258.8	12.0	862.3	5	601.4	271.2	11.0	872.6	9	602.3	265.7	11.4	868.0
26	Karl Hauswirth	GST	7	622.4	304.1	5.7	926.6	7	599.1	272.7	10.3	871.9	14	610.8	288.4	8.0	899.2
27	Bernd Müller	VTF	5	615.6	282.4	6.8	898.0	2	586.0	285.5	6.5	871.5	7	607.1	283.3	6.7	890.4
28	Chojowski Bernd	VTF	6	606.0	299.7	7.2	905.7	5	600.2	271.2	10.0	871.4	11	603.4	286.7	8.5	890.1
29	Alexander Walther	BOR		0.0	0.0	0.0	0.0	1	617.0	252.0	12.0	869.0	1	617.0	252.0	12.0	869.0
30	Anton Spiegel	GHH	2	587.0	270.5	8.5	857.5	3	598.0	270.0	10.0	868.0	5	593.6	270.2	9.4	863.8
31	Jörg Stramitzel	VTF	6	608.3	291.3	11.3	899.7	5	597.8	268.6	11.6	866.4	11	603.5	281.0	11.5	884.5
32	Peter Braun	GHH	1	616.0	276.0	14.0	892.0	3	595.0	271.3	11.7	866.3	4	600.3	272.5	12.3	872.8
33	Mike Schaloske	MON	5	573.2	281.6	12.2	854.8	6	597.8	267.8	8.2	865.7	11	586.6	274.1	10.0	860.7
34	Wolfgang Weschler	BOR		0.0	0.0	0.0	0.0	1	588.0	277.0	14.0	865.0	1	588.0	277.0	14.0	865.0
35	Marcel Neu	GHH		0.0	0.0	0.0	0.0	2	589.5	275.0	5.5	864.5	2	589.5	275.0	5.5	864.5
36	Walter Dicu	VTF	3	615.7	296.0	9.7	911.7	3	600.7	263.3	11.7	864.0	6	608.2	279.7	10.7	887.8
37	Karolj Marton	GEH	4	611.5	287.5	6.5	899.0	2	593.0	270.5	9.5	863.5	6	605.3	281.8	7.5	887.2
38	Tobias Bethge	GEH	2	606.5	310.0	10.0	916.5	4	594.3	268.8	9.3	863.0	6	598.3	282.5	9.5	880.8
39	Wolfgang Gast	THA	6	594.0	268.3	9.5	862.3	5	602.4	259.8	11.6	862.2	11	597.8	264.5	10.5	862.3
40	Uwe Rohde	GHH	3	588.0	262.3	17.7	850.3	5	584.4	276.4	13.0	860.8	8	585.8	271.1	14.8	856.9
41	Albert Brunner	GEH	7	587.3	272.1	8.9	859.4	6	585.2	275.7	11.3	860.8	13	586.3	273.8	10.0	860.1
42	Arnold Litzel	GOM	5	587.6	258.0	13.4	845.6	5	596.0	264.4	13.6	860.4	10	591.8	261.2	13.5	853.0
43	Sven Bormann	GOM	5	603.0	248.8	17.0	851.8	4	591.8	268.3	16.8	860.0	9	598.0	257.4	16.9	855.4
44	Manfred Schröder	VTF	7	619.0	287.9	10.4	906.9	6	595.7	261.2	12.3	856.8	13	608.2	275.5	11.3	883.8
45	Ernst Rehbein	MAE	5	596.2	286.8	7.6	883.0	8	584.5	272.1	11.3	856.6	13	589.0	277.8	9.8	866.8
46	Gerhard Weschler	BOR	7	568.1	234.6	18.4	802.7	5	597.4	258.8	16.2	856.2	12	580.3	244.7	17.5	825.0
47	Gregor Kegel	GOM	4	577.8	273.8	8.5	851.5	4	589.5	266.0	11.3	855.5	8	583.6	269.9	9.9	853.5
48	Ingo Schott	MAE		0.0	0.0	0.0	0.0	1	579.0	276.0	4.0	855.0	1	579.0	276.0	4.0	855.0
49	Horst Küntzel	GOM	1	593.0	278.0	9.0	871.0	2	600.5	254.5	19.0	855.0	3	598.0	262.3	15.7	860.3
50	Marcel Hunger	MAE	1	589.0	256.0	13.0	845.0	3	592.7	262.0	10.7	854.7	4	591.8	260.5	11.3	852.3

## Einzelschnittliste

Pl.	Name	Club	Heimspiele					Auswärtsspiele					Gesamt				
			S	V	A	F	G	S	V	A	F	G	S	V	A	F	G
51	Hans-Jürgen Basler	GEH	6	595.5	274.8	8.3	870.3	6	592.7	260.7	10.8	853.3	12	594.1	267.8	9.6	861.8
52	Christian Niebergall	MAE	4	575.3	281.5	10.5	856.8	6	587.5	264.5	14.5	852.0	10	582.6	271.3	12.9	853.9
53	Siegfried Streck	MAE	4	592.8	269.3	11.3	862.0	7	582.4	269.0	10.1	851.4	11	586.2	269.1	10.5	855.3
54	Dieter Albrecht	MAE	3	604.7	268.7	14.0	873.3	5	579.2	270.8	8.8	850.0	8	588.8	270.0	10.8	858.8
55	Ingo Geiger	GST	6	603.2	270.8	11.5	874.0	4	591.8	258.3	13.3	850.0	10	598.6	265.8	12.2	864.4
56	Franz Hirsch	BOR	6	562.7	257.7	15.2	820.3	1	602.0	248.0	16.0	850.0	7	568.3	256.3	15.3	824.6
57	Horst Nied	THA	5	575.6	241.2	16.0	816.8	4	597.3	252.0	18.0	849.3	9	585.2	246.0	16.9	831.2
58	Alfred Kurfess	THA	6	585.7	255.7	12.0	841.3	5	601.2	247.2	15.6	848.4	11	592.7	251.8	13.6	844.5
59	Markus Gauger	GHH	5	590.6	246.2	16.0	836.8	6	591.0	257.0	14.3	848.0	11	590.8	252.1	15.1	842.9
60	Eduard Philipp	THA	7	573.0	255.3	14.0	828.3	5	592.6	254.0	18.0	846.6	12	581.2	254.8	15.7	835.9
61	Klaus Stengel	GHH	5	573.6	259.0	11.2	832.6	5	588.8	257.0	13.0	845.8	10	581.2	258.0	12.1	839.2
62	Uwe Bethge	GEH	3	595.7	255.7	12.0	851.3	3	569.3	276.0	7.7	845.3	6	582.5	265.8	9.8	848.3
63	Thomas Kraus	MON	4	564.5	237.3	19.3	801.8	1	572.0	273.0	19.0	845.0	5	566.0	244.4	19.2	810.4
64	Stephan Dobberstein	MON	2	600.0	280.5	12.5	880.5	2	584.0	261.0	11.0	845.0	4	592.0	270.8	11.8	862.8
65	Norbert Winkenbach	MON	4	608.8	262.8	13.0	871.5	6	592.8	251.5	13.0	844.3	10	599.2	256.0	13.0	855.2
66	Bernd Hundemer	BOR	7	571.9	230.3	19.4	802.1	5	593.4	245.2	16.6	838.6	12	580.8	236.5	18.3	817.3
67	Jürgen Dämgen	GEH	4	599.5	264.3	9.5	863.8	4	588.8	249.0	14.3	837.8	8	594.1	256.6	11.9	850.8
68	Tobias Uhrig	MON	6	601.7	249.5	18.5	851.2	5	589.2	245.6	14.2	834.8	11	596.0	247.7	16.5	843.7
69	Hans-Gerd Schlemilch	BOR	8	568.9	241.8	17.4	810.6	5	592.8	241.2	16.0	834.0	13	578.1	241.5	16.8	819.6
70	Martin Dicu	VTF	3	585.0	279.7	12.7	864.7	2	579.0	254.5	15.5	833.5	5	582.6	269.6	13.8	852.2
71	Dirk Schurig	GOM		0.0	0.0	0.0	0.0	4	574.3	254.8	15.8	829.0	4	574.3	254.8	15.8	829.0
72	Tony Brand	GST	7	600.6	243.7	15.3	844.3	7	574.6	253.7	14.0	828.3	14	587.6	248.7	14.6	836.3
73	Detlef Schwender	GOM	4	597.8	258.8	12.8	856.5	6	582.2	245.2	16.2	827.3	10	588.4	250.6	14.8	839.0
74	Erich Storck	GST	3	625.7	271.3	12.3	897.0	1	564.0	261.0	8.0	825.0	4	610.3	268.8	11.3	879.0
75	Werner Weickert	GST	7	599.0	277.3	15.4	876.3	7	583.3	241.7	17.6	825.0	14	591.1	259.5	16.5	850.6
76	Michael Kräuter	MON	2	557.5	267.0	17.5	824.5	2	569.0	254.5	20.5	823.5	4	563.3	260.8	19.0	824.0
77	Elias Hudel	MON	1	592.0	325.0	10.0	917.0	4	580.5	241.0	18.3	821.5	5	582.8	257.8	16.6	840.6
78	Rudi Spies	GST		0.0	0.0	0.0	0.0	1	592.0	229.0	25.0	821.0	1	592.0	229.0	25.0	821.0
79	Hans-Peter Böhmer	THA		0.0	0.0	0.0	0.0	1	603.0	218.0	22.0	821.0	1	603.0	218.0	22.0	821.0
80	Hans-Peter Ferentz	VTF	4	577.0	224.3	23.0	801.3	2	613.5	204.0	34.0	817.5	6	589.2	217.5	26.7	806.7
81	Michels Markus	VTF	4	591.8	254.3	19.8	846.0	4	585.3	231.8	22.8	817.0	8	588.5	243.0	21.3	831.5
82	Andreas Wendt	THA	3	570.7	263.3	14.3	834.0	1	568.0	248.0	17.0	816.0	4	570.0	259.5	15.0	829.5
83	Dieter Hartmann	GOM		0.0	0.0	0.0	0.0	1	548.0	264.0	12.0	812.0	1	548.0	264.0	12.0	812.0
84	Hubert Ohl	MAE		0.0	0.0	0.0	0.0	1	578.0	232.0	16.0	810.0	1	578.0	232.0	16.0	810.0
85	Illja Latkovic	MON	5	599.4	275.4	13.2	874.8	1	587.0	223.0	16.0	810.0	6	597.3	266.7	13.7	864.0
86	Robert Neubert	GST	6	596.8	276.7	10.2	873.5	5	570.8	238.8	16.8	809.6	11	585.0	259.5	13.2	844.5
87	Josef Kraus	GST	5	585.8	259.8	15.2	845.6	7	576.6	232.9	19.1	809.4	12	580.4	244.1	17.5	824.5
88	Dennis Eisenbach	GST	4	568.5	246.0	18.3	814.5	5	565.4	238.8	17.6	804.2	9	566.8	242.0	17.9	808.8
89	Moritz Fuhrmann	THA	1	573.0	254.0	19.0	827.0	1	553.0	251.0	15.0	804.0	2	563.0	252.5	17.0	815.5
90	Friedel Uhrig	MON	5	572.4	235.0	22.0	807.4	3	566.0	236.7	20.7	802.7	8	570.0	235.6	21.5	805.6
91	Frank Hoffmann	THA	2	581.0	218.5	26.5	799.5	1	564.0	238.0	18.0	802.0	3	575.3	225.0	23.7	800.3
92	Carsten Nickel	GEH	3	586.3	289.7	8.0	876.0	1	578.0	221.0	15.0	799.0	4	584.3	272.5	9.8	856.8
93	Reiner Wilhelmy	GST	7	606.4	245.1	15.7	851.6	7	558.7	236.6	20.7	795.3	14	582.6	240.9	18.2	823.4
94	Wilfried Selzer	GST	6	579.7	230.3	18.3	810.0	5	557.2	234.8	21.2	792.0	11	569.5	232.4	19.6	801.8
95	Alexander Baader	GEH		0.0	0.0	0.0	0.0	1	591.0	197.0	32.0	788.0	1	591.0	197.0	32.0	788.0
96	Winfried Klein	GST	6	584.8	276.7	10.5	861.5	5	566.6	220.2	20.8	786.8	11	576.5	251.0	15.2	827.5
97	Werner Barz	GHH	2	588.5	233.0	19.5	821.5	1	556.0	225.0	29.0	781.0	3	577.7	230.3	22.7	808.0
98	Kurt Keck	BOR	1	485.0	194.0	36.0	679.0	2	545.0	235.0	19.5	780.0	3	525.0	221.3	25.0	746.3
99	Richard Clemens	GHH	1	570.0	211.0	23.0	781.0	4	564.5	214.8	26.0	779.3	5	565.6	214.0	25.4	779.6
100	Reinhold Haßlöcher	GEH	1	612.0	250.0	15.0	862.0	5	567.0	209.8	23.2	776.8	6	574.5	216.5	21.8	791.0

## Einzelschnittliste

Pl. Name	Club	Heimspiele					Auswärtsspiele					Gesamt					
		S	V	A	F	G	S	V	A	F	G	S	V	A	F	G	
101	Lothar Kiefer	GST	1	598.0	189.0	24.0	787.0	1	571.0	201.0	23.0	772.0	2	584.5	195.0	23.5	779.5
102	Peter Weschler	BOR	6	538.0	215.3	26.5	753.3	5	537.6	229.4	19.8	767.0	11	537.8	221.7	23.5	759.5
103	Manfred Hinkel	GST	2	560.0	228.0	26.0	788.0	2	541.0	224.0	19.0	765.0	4	550.5	226.0	22.5	776.5
104	Sascha Ruschil	BOR		0.0	0.0	0.0	0.0	1	538.0	211.0	26.0	749.0	1	538.0	211.0	26.0	749.0
105	Hans-Jürgen Pabst	GST	6	595.2	227.3	21.7	822.5	5	551.6	185.6	27.6	737.2	11	575.4	208.4	24.4	783.7
106	Michael Schmalzl	GST	4	565.3	232.5	26.0	797.8	3	508.3	219.0	22.0	727.3	7	540.9	226.7	24.3	767.6
107	Emil Riebe	VTF		0.0	0.0	0.0	0.0	2	522.0	169.0	38.0	691.0	2	522.0	169.0	38.0	691.0
108	Udo Fetzer	GEH	1	608.0	274.0	8.0	882.0	1	291.0	169.0	1.0	460.0	2	449.5	221.5	4.5	671.0
109	Stefan Wittur	GEH		0.0	0.0	0.0	0.0	1	287.0	112.0	13.0	399.0	1	287.0	112.0	13.0	399.0
110	Uwe Köhler	GEH	1	617.0	320.0	3.0	937.0		0.0	0.0	0.0	0.0	1	617.0	320.0	3.0	937.0
111	Markus Biebinger	GEH	2	621.5	298.0	7.0	919.5		0.0	0.0	0.0	0.0	2	621.5	298.0	7.0	919.5
112	Tobias Kräuter	MON	2	612.0	297.0	8.0	909.0		0.0	0.0	0.0	0.0	2	612.0	297.0	8.0	909.0
113	Christopher Braun	GHH	2	604.5	302.0	5.5	906.5		0.0	0.0	0.0	0.0	2	604.5	302.0	5.5	906.5
114	Arno Oehmig	GHH	3	617.7	284.3	6.3	902.0		0.0	0.0	0.0	0.0	3	617.7	284.3	6.3	902.0
115	Wilfried Junghanß	GST	1	596.0	279.0	5.0	875.0		0.0	0.0	0.0	0.0	1	596.0	279.0	5.0	875.0
116	Siegbert Heilig	GHH	1	583.0	256.0	13.0	839.0		0.0	0.0	0.0	0.0	1	583.0	256.0	13.0	839.0
117	Daniel Decker	BOR	5	591.2	241.2	17.2	832.4		0.0	0.0	0.0	0.0	5	591.2	241.2	17.2	832.4
118	Frank Löwer	THA	1	537.0	202.0	25.0	739.0		0.0	0.0	0.0	0.0	1	537.0	202.0	25.0	739.0
119	Sebastian Buch	MON	2	521.0	210.5	28.5	731.5		0.0	0.0	0.0	0.0	2	521.0	210.5	28.5	731.5
120	Kevin Grössl	GST	1	531.0	186.0	34.0	717.0		0.0	0.0	0.0	0.0	1	531.0	186.0	34.0	717.0

## Spielbegegnungen

### KV Grünstadt 3 - KV Grünstadt 4

Erich Storck	618	282	14	900	855	22	254	601	Dennis Eisenbach
Karl Hauswirth	602	309	7	911	828	10	254	574	Manfred Hinkel
Robert Neubert	604	273	10	877	772	23	201	571	Lothar Kiefer
Werner Weickert	618	253	20	871	821	25	229	592	Rudi Spies
Josef Kraus	556	274	11	830	861	9	265	596	Tony Brand
Reiner Wilhelmy	584	234	15	818	800	19	241	559	Michael Schmalzl
Lothar Kiefer	0	0	0	0	0	0	0	0	
	0	0	0	0	0	0	0	0	
<b>+270</b>	<b>3582</b>	<b>1625</b>	<b>77</b>	<b>5207</b>	<b>4937</b>	<b>108</b>	<b>1444</b>	<b>3493</b>	

### VT Frankenthal 1 - TuS Gerolsheim 3

Walter Dicu	595	267	14	862	817	17	230	587	Reinhold Haßlöcher
Hans-Peter Ferentz	579	240	17	819	896	15	269	627	Albert Brunner
Manfred Schröder	614	286	15	900	859	9	255	604	Hans-Jürgen Basler
Martin Dicu	567	255	14	822	891	9	287	604	Tobias Bethge
Chojowski Bernd	609	288	6	897	399	13	112	287	Stefan Wittur
Jörg Stramitzel	617	294	11	911	880	7	312	568	Uwe Bethge
Michels Markus	0	0	0	0	460	1	169	291	Udo Fetzer
	0	0	0	0	0	0	0	0	Armin Keller
<b>+9</b>	<b>3581</b>	<b>1630</b>	<b>77</b>	<b>5211</b>	<b>5202</b>	<b>71</b>	<b>1634</b>	<b>3568</b>	












### SG KSG Mainz / GN Essenheim 2 - TSG Haßloch 2

Jürgen Hinderlich	624	276	5	900	856	9	299	557	Moritz Fuhrmann
Vladimir Hecimovic	598	277	4	875	829	11	240	589	Andreas Wendt
Marcel Hunger	588	254	9	842	891	10	266	625	Hans-Jürgen Armbrust
Christian Niebergall	554	238	14	792	824	10	271	553	Ewald Louis
Andreas Schulz	609	351	2	960	773	25	201	572	Horst Nied
Siegfried Streck	598	270	5	868	802	15	247	555	Eduard Philipp
Dieter Albrecht	0	0	0	0	0	0	0	0	
Ernst Rehbein	0	0	0	0	0	0	0	0	
<b>+262</b>	<b>3571</b>	<b>1666</b>	<b>39</b>	<b>5237</b>	<b>4975</b>	<b>80</b>	<b>1524</b>	<b>3451</b>	

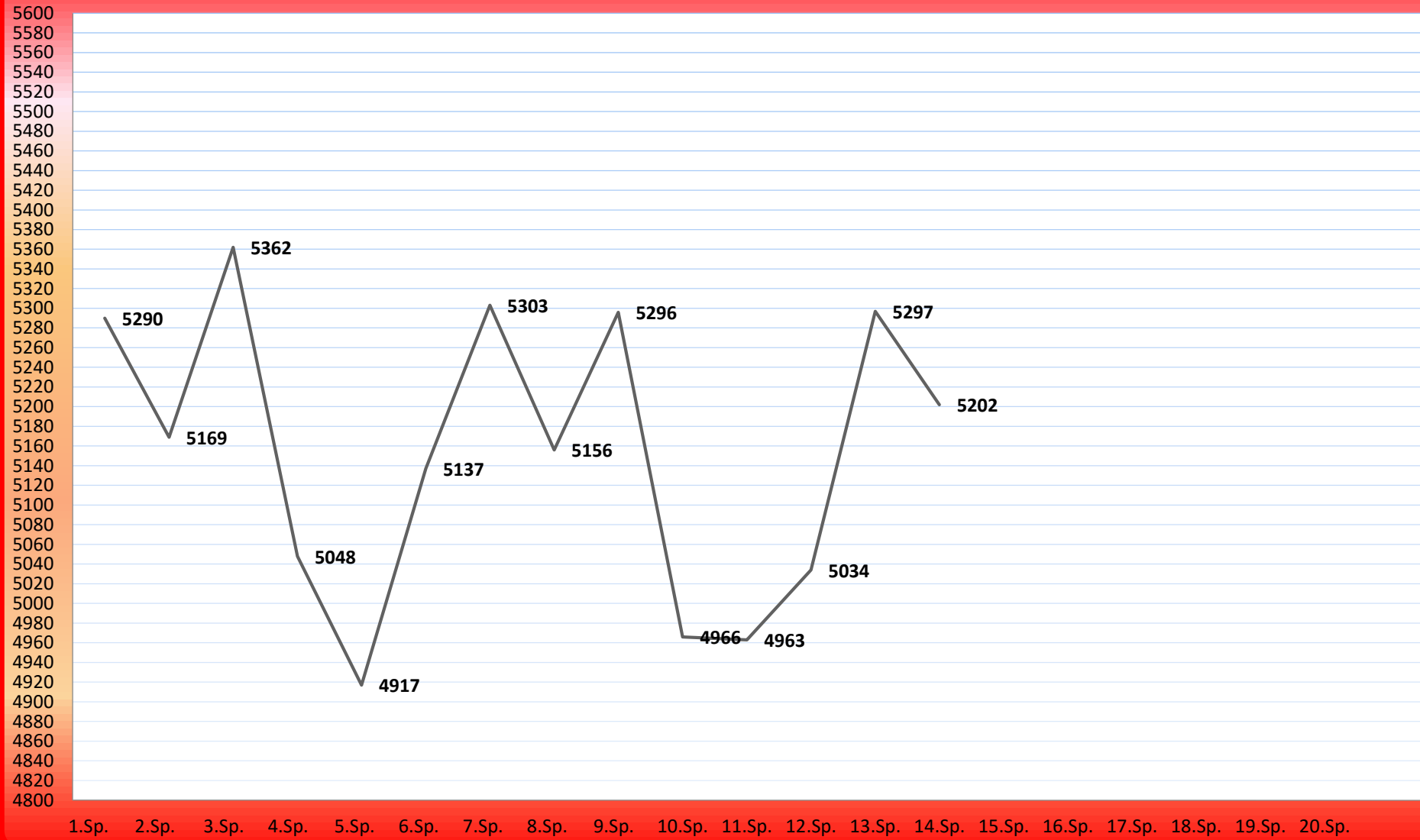
### SKC GH Hohenecken 2 - BSG Bornheim 2

Peter Braun	602	247	14	849	765	23	211	554	Hans-Gerd Schlemilch
Anton Spiegel	588	250	14	838	821	13	253	568	Peter Weschler
Klaus Stengel	566	246	19	812	832	14	234	598	Bernd Hundemer
Markus Gauger	575	282	13	857	666	31	161	505	Sascha Ruschil
Volker Tremmel	592	254	9	846	855	12	259	596	Gerhard Weschler
Siegbert Heilig	610	267	9	877	693	24	178	515	Kurt Keck
	0	0	0	0	0	0	0	0	
	0	0	0	0	0	0	0	0	
<b>+447</b>	<b>3533</b>	<b>1546</b>	<b>78</b>	<b>5079</b>	<b>4632</b>	<b>117</b>	<b>1296</b>	<b>3336</b>	

## TuS Gerolsheim 3 Männer Saison 2015 / 16 Gruppenliga

 TuS Gerolsheim 3	BSG Bornheim 2	KV Grünstadt 3	TSG Haßloch 2	SG KSG Mainz/GN Essenheim 2	VT Frankenthal 1	SKC GH Hohenecken 2	SKC Gommersheim 1	KV Grünstadt 4	SKC Monsheim 4
TuS Gerolsheim 3 	5290 : 5105 2 : 0	5169 : 5118 4 : 0	5362 : 5336 6 : 0	5297 : 5155 16 : 10	4917 : 0000 6 : 4	5108 : 4953 14 : 8	5303 : 5169 10 : 4		5296 : 4911 14 : 4
BSG Bornheim 2	4973 : 4966 14 : 6	 4714 : 4576	4714 : 4979	4832 : 5015	4600 : 4767	4976 : 4992	4822 : 4850	4855 : 4421	
KV Grünstadt 3	5108 : 4953 14 : 8		 5284 : 5349	5340 : 5315	5195 : 5225	5275 : 5438	5294 : 5187	5207 : 4937	
TSG Haßloch 2	5216 : 5034 14 : 10	5068 : 4786	4949 : 5005	 5065 : 5152	5176 : 4905	5165 : 5031		5088 : 4663	4906 : 4938
SG KSG Mainz/GN Essenheim 2	5260 : 5048 4 : 4	5278 : 4979	5237 : 4975					5084 : 4453	5186 : 4984
VT Frankenthal 1	5211 : 5202 16 : 12	5353 : 5185	5216 : 5209			5288 : 5085	5230 : 5259	5261 : 4742	5415 : 4916
SKC GH Hohenecken 2	5132 : 5137 8 : 4	5079 : 4632	5022 : 4831				5035 : 5011	5145 : 4692	5071 : 4990
SKC Gommersheim 1			5081 : 4900	5167 : 5078	5175 : 5327	5126 : 5094	5233 : 5178		5137 : 0000 21.02.16
KV Grünstadt 4	4843 : 5156 12 : 4		5018 : 5279		4973 : 5157	4812 : 5232	4987 : 5191	4877 : 5216	 4944 : 5150
SKC Monsheim 4		4861 : 4857	4909 : 4866	5121 : 5081	5233 : 5322	5197 : 5158	5107 : 5030	5129 : 5169	

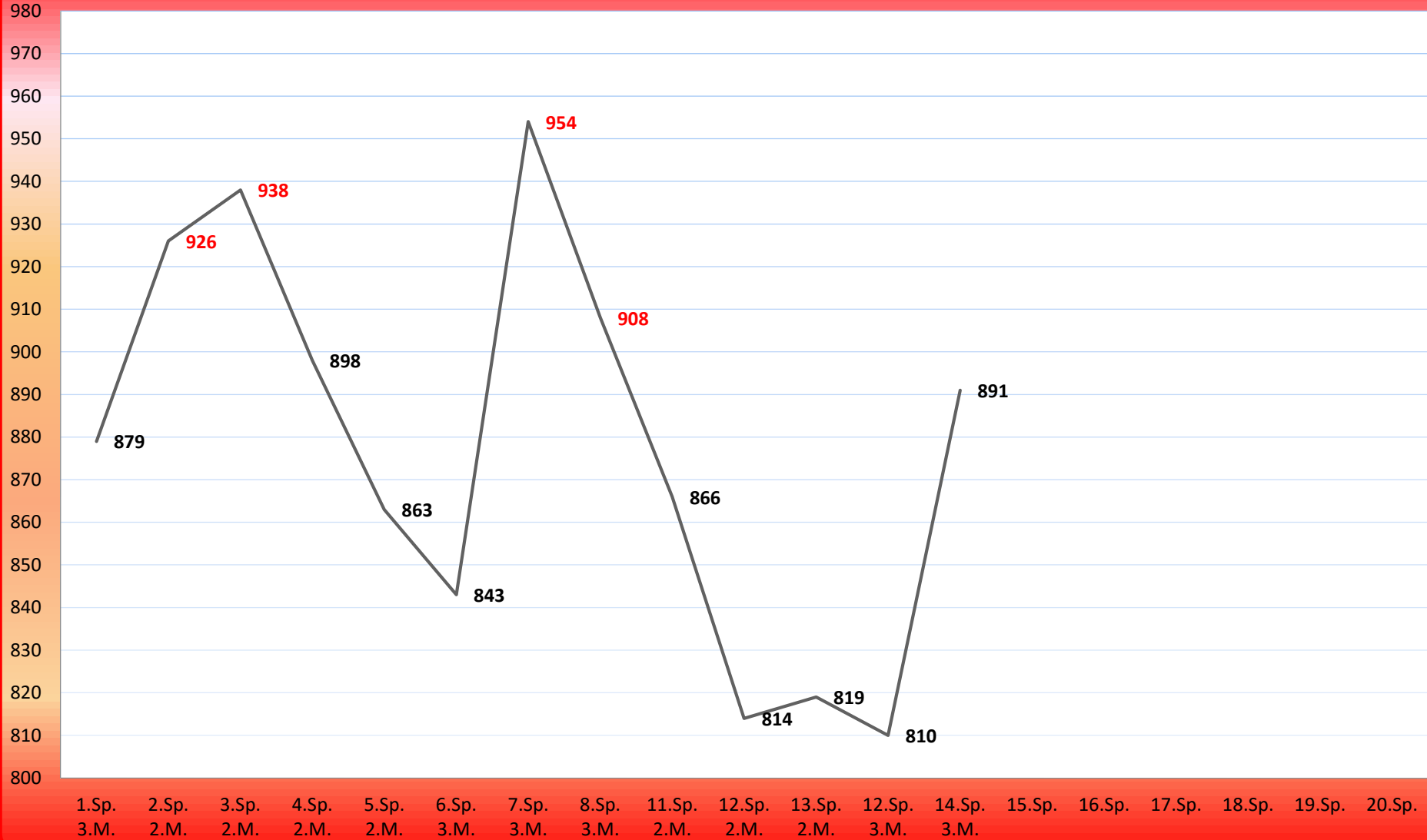
## TuS Gerolsheim 3 Herren Saison 2015 - 16



# Jürgen Dämgen



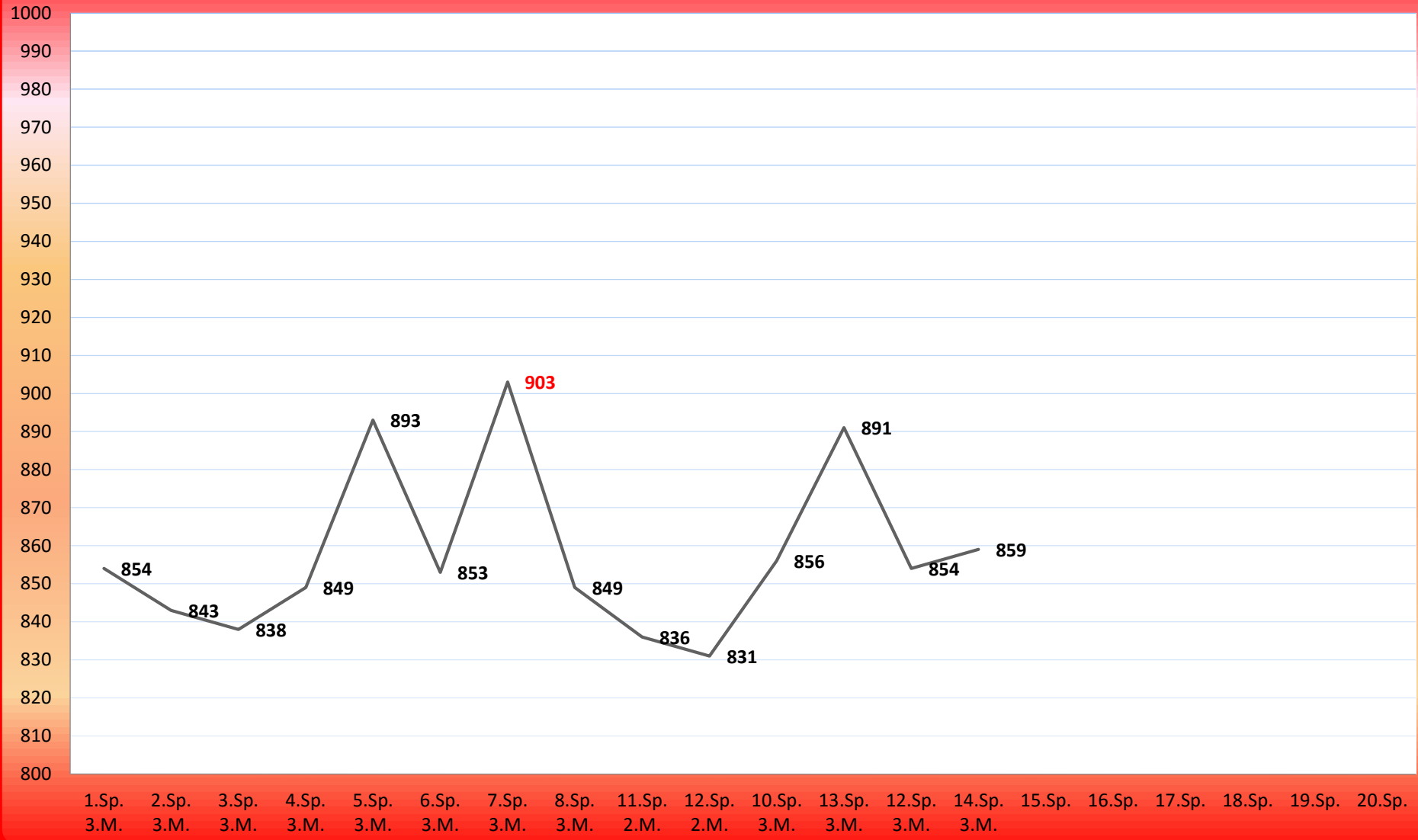
# Tobias Bethge



# Jürgen Nickel



# Hans-Jürgen Basler



# Michael Dobberstein



# Udo Fetzer

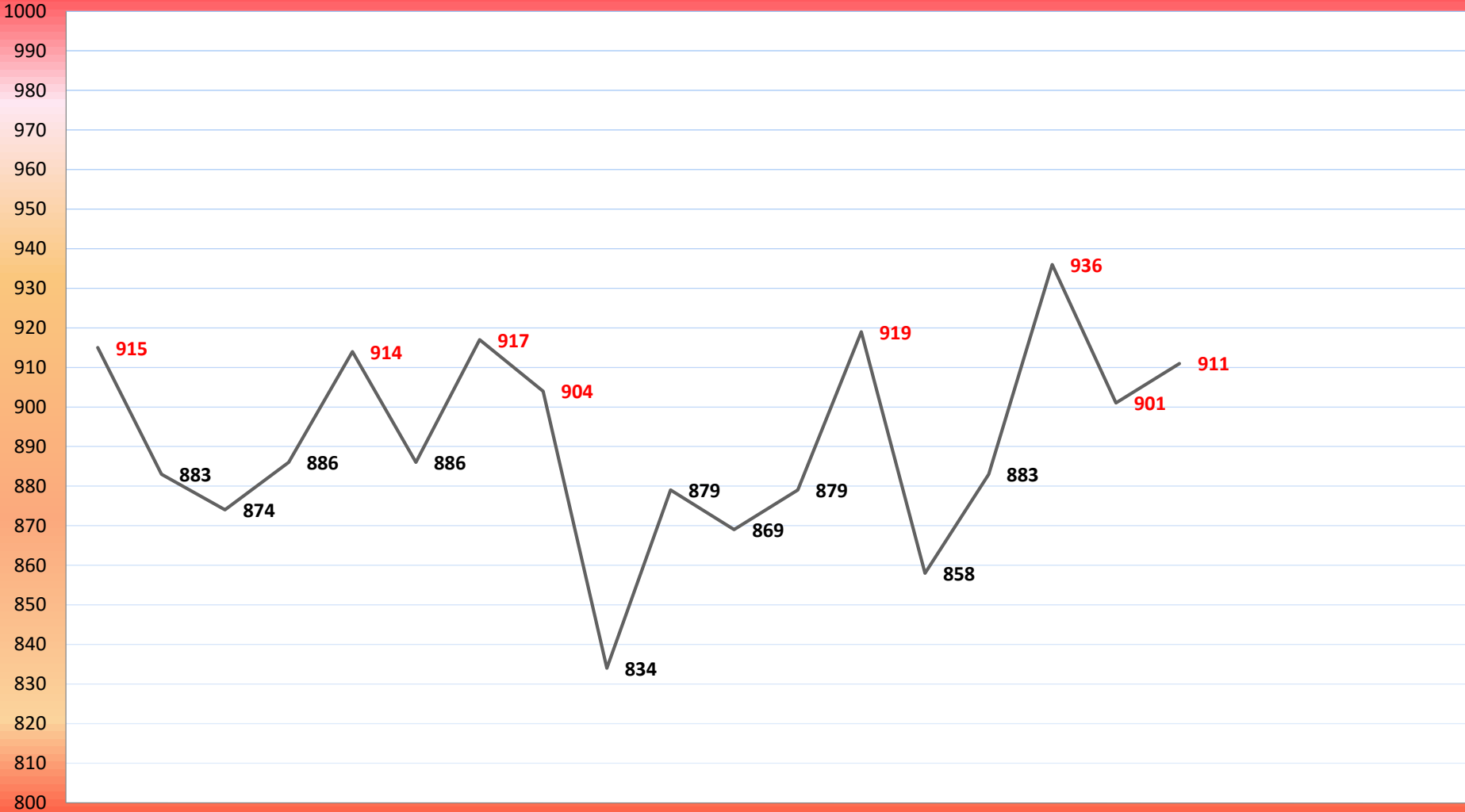


# Albert Brunner



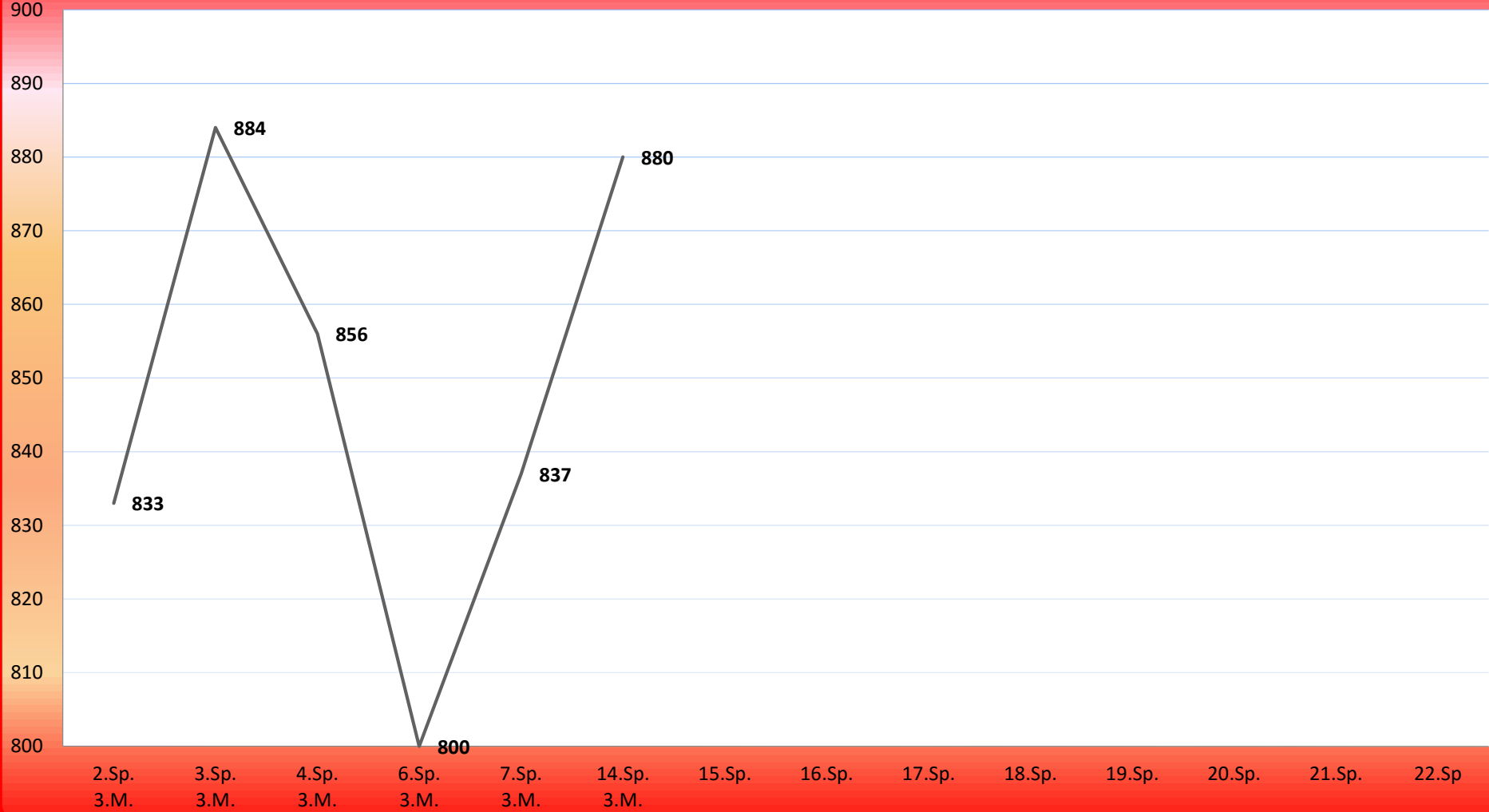
1.Sp. 2.Sp. 3.Sp. 3.Sp. 4.Sp. 5.Sp. 6.Sp. 8.Sp. 9.Sp. 10.Sp. 11.Sp. 12.Sp. 13.Sp. 14.Sp. 15.Sp. 16.Sp. 17.Sp. 18.Sp. 19.Sp. 20.Sp.  
3.M. 3.M. 2.M. 3.M. 3.M. 3.M. 3.M. 3.M. 3.M. 3.M. 3.M. 3.M. 3.M. 3.M.

# Karolj Marton

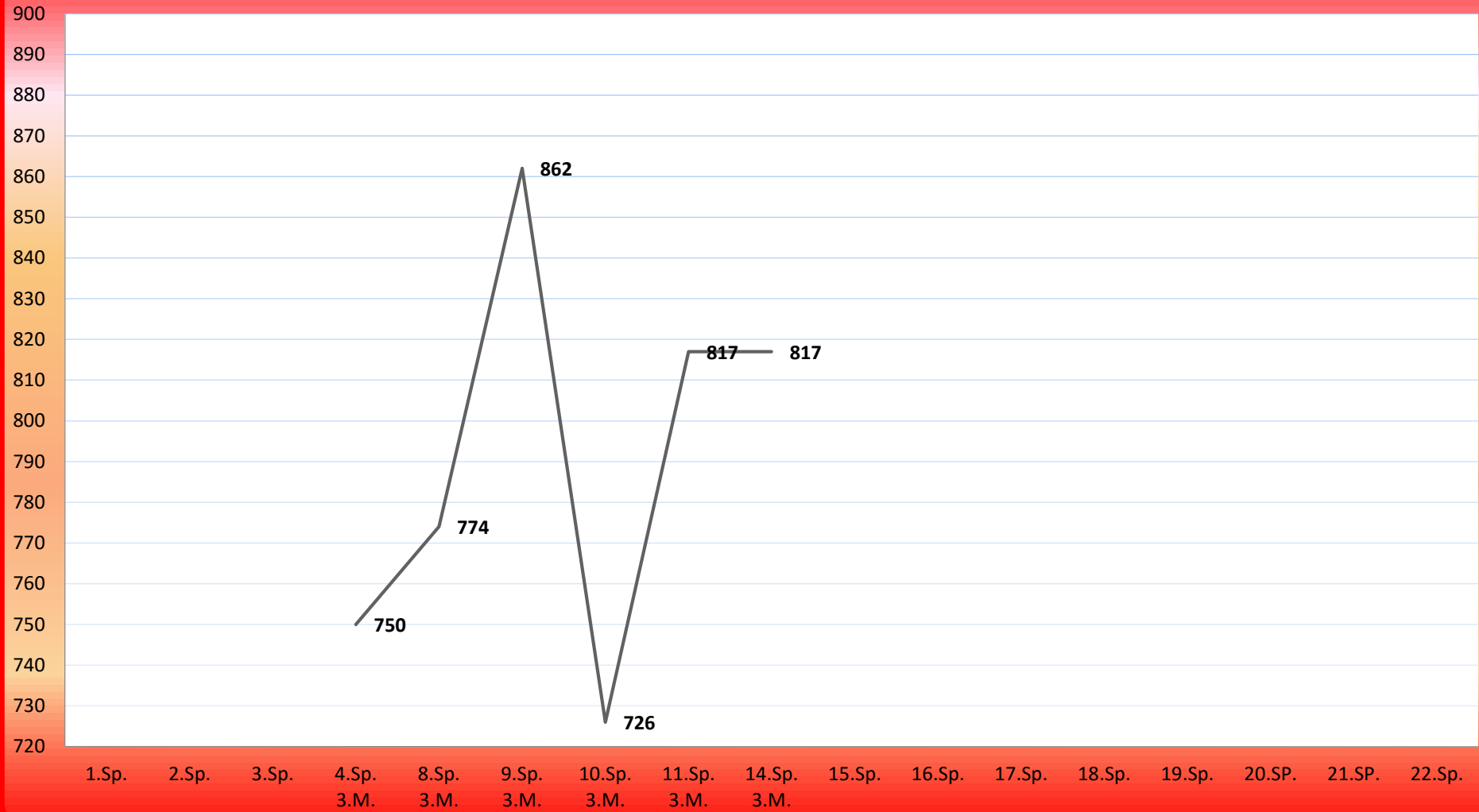


1.Sp. 2.Sp. 3.Sp. 4.Sp. 5.Sp. 6.Sp. 7.Sp. 8.Sp. 9.Sp. 9.Sp. 10.Sp. 13.Sp. 13.Sp. 12.Sp. 14.Sp. 15.Sp. 16.Sp. 17.Sp. 18.Sp. 19.Sp. 20.SP.  
3.M. 3.M. 2.M. 2.M. 2.M. 2.M. 2.M. 2.M. 2.M. 3.M. 3.M. 2.M. 3.M. 3.M. 2.M. 2.M. 2.M. 2.M.

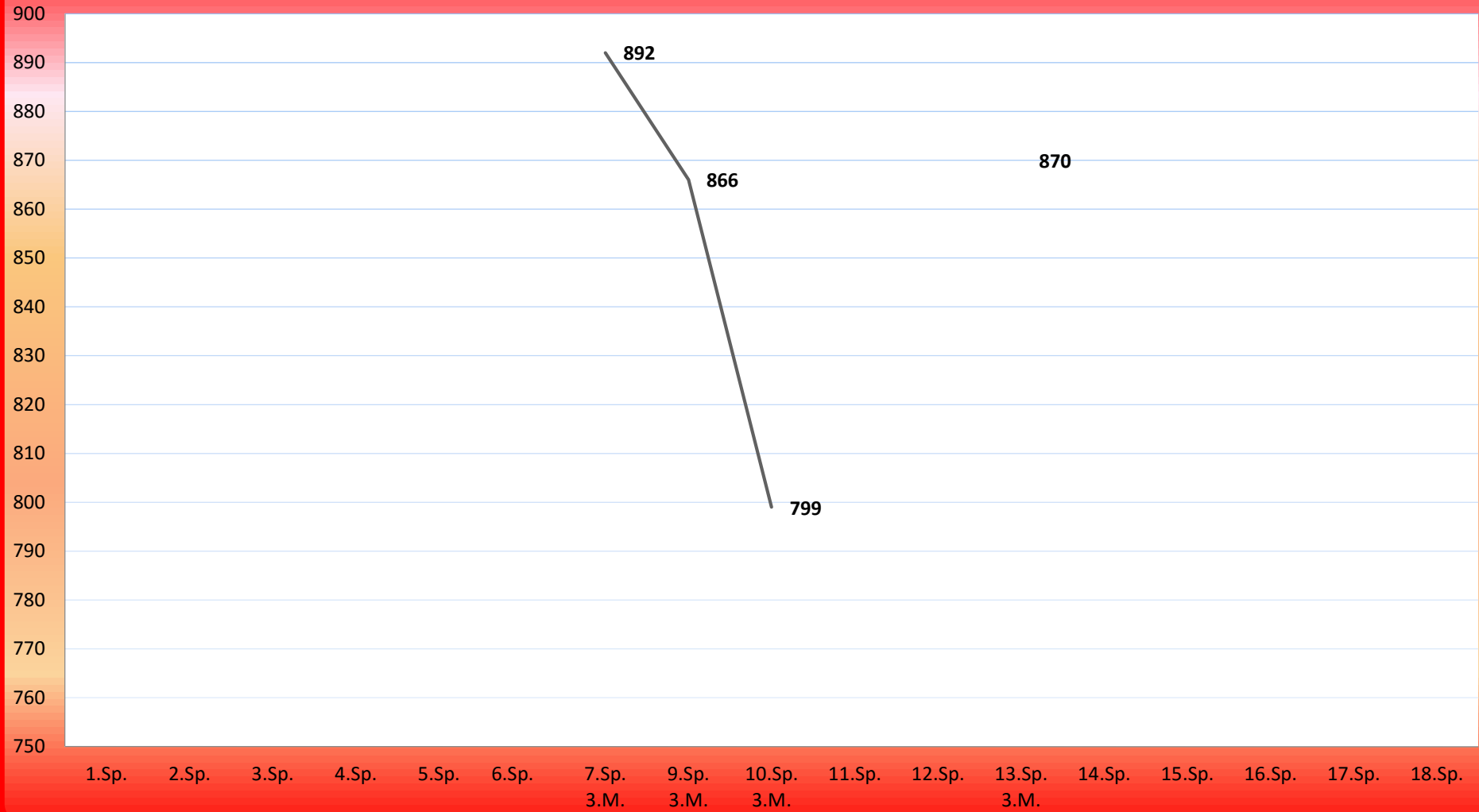
# Uwe Bethge



# Reinhold Haßlöcher



# Carsten Nickel



# Alexander Baader



Pl.	Name	Club	1	2	3	4	5	6	7	8	9	10	11	12	13	14	15	16	17	18	Gold	Silber	Bronze	Punkte			
1	Karl Hauswirth	KV Grünstadt	10	8	12	5	12	11	12	11	11	10	12	10	10	12	-	-	-	-	-	-	-	5	3	4	146
2	Armin Moser	SKC Gommersheim	12	11	6	12	10	-	8	12	10	8	10	11	11	-	-	-	-	-	-	-	-	3	3	3	121
3	Manfred Schröder	VT Frankenthal	7	12	2	9	-	12	5	12	6	12	10	8	7	11	-	-	-	-	-	-	-	4	1	1	113
4	Vladimir Hecimovic	SG KSG Mainz / GN Essen	6	6	11	12	11	12	6	5	11	11	3	3	9	-	-	-	-	-	-	-	-	2	4	0	106
5	Werner Weickert	KV Grünstadt	6	9	9	7	9	10	3	7	12	2	4	8	8	9	-	-	-	-	-	-	-	1	0	1	103
6	Chojowski Bernd	VT Frankenthal	-	11	5	6	-	-	9	10	9	10	12	12	5	10	-	-	-	-	-	-	-	2	1	3	99
7	Jörg Stramitzel	VT Frankenthal	11	8	-	-	-	10	2	9	10	9	6	9	12	12	-	-	-	-	-	-	-	2	1	2	98
8	Ernst Rehbein	SG KSG Mainz / GN Essen	12	12	2	7	3	2	10	8	9	9	6	10	6	-	-	-	-	-	-	-	-	2	0	2	96
9	Hans-Jürgen Armbrust	TSG Haßloch	5	9	6	12	-	11	7	11	9	-	-	11	11	-	-	-	-	-	-	-	-	1	4	0	92
10	Wolfgang Gast	TSG Haßloch	4	8	10	10	7	8	9	5	11	-	10	10	-	-	-	-	-	-	-	-	-	0	1	4	92
11	Tony Brand	KV Grünstadt	7	6	6	3	6	5	9	4	5	7	8	9	9	8	-	-	-	-	-	-	-	0	0	0	92
12	Albert Brunner	TuS Gerolsheim	10	12	4	4	8	9	6	-	4	6	11	2	3	9	-	-	-	-	-	-	-	1	1	1	88
13	Egon Laudemann	BSG Bornheim	-	6	7	10	12	12	12	10	6	12	-	-	-	-	-	-	-	-	-	-	-	4	0	2	87
14	Ralf Litzel	SKC Gommersheim	6	-	10	7	12	2	11	10	6	11	3	-	6	-	-	-	-	-	-	-	-	1	2	2	84
15	Hans-Jürgen Basler	TuS Gerolsheim	4	5	2	5	12	7	10	8	-	9	-1	7	8	5	-	-	-	-	-	-	-	1	0	1	81
16	Mike Schaloske	SKC Monsheim	8	7	7	8	8	11	-	-	9	11	2	4	5	-	-	-	-	-	-	-	-	0	2	0	80
17	Hans-Gerd Schlemilch	BSG Bornheim	2	5	5	4	6	6	8	9	8	7	7	5	8	-	-	-	-	-	-	-	-	0	0	0	80
18	Volker Tremmel	SKC GH Hohenecken	5	-	12	12	7	3	-	-	7	8	12	12	-	-	-	-	-	-	-	-	-	4	0	0	78
19	Andreas Schulz	SG KSG Mainz / GN Essen	-	11	-	10	-	-	8	12	12	12	-	12	-	-	-	-	-	-	-	-	-	4	1	1	77
20	Gerhard Weschler	BSG Bornheim	3	11	4	7	4	8	10	8	7	4	6	4	1	-	-	-	-	-	-	-	-	0	1	1	77
21	Norbert Winkenbach	SKC Monsheim	-	9	-	7	9	7	9	-	5	2	9	7	11	-	-	-	-	-	-	-	-	0	1	0	75
22	Arnold Litzel	SKC Gommersheim	4	10	-	10	7	10	7	4	4	6	-	12	-	-	-	-	-	-	-	-	-	1	0	3	74
23	Siegfried Streck	SG KSG Mainz / GN Essen	-	5	10	-	4	9	7	6	5	10	5	11	2	-	-	-	-	-	-	-	-	0	1	2	74
24	Robert Neubert	KV Grünstadt	4	6	8	-	-	4	5	8	2	9	-	6	-	10	-	-	-	-	-	-	-	0	1	1	73
25	Ingo Geiger	KV Grünstadt	10	7	4	9	10	5	4	6	-	-	10	-	7	-	-	-	-	-	-	-	-	0	0	3	72
26	Eduard Philipp	TSG Haßloch	-	7	1	6	8	5	8	9	2	7	8	4	6	-	-	-	-	-	-	-	-	0	0	0	71
27	Bernd Hundemer	BSG Bornheim	5	4	6	8	5	7	3	5	9	8	4	7	-	-	-	-	-	-	-	-	-	0	0	0	71
28	Christian Niebergall	SG KSG Mainz / GN Essen	9	-	8	8	1	7	12	-	-	8	7	9	1	-	-	-	-	-	-	-	-	1	0	0	70
29	Michael Dobberstein	TuS Gerolsheim	7	3	7	11	9	12	-	9	-	-	6	5	-	-	-	-	-	-	-	-	-	1	1	0	69
30	Winfried Klein	KV Grünstadt	8	5	9	-	8	8	2	10	8	3	3	5	-	-	-	-	-	-	-	-	-	0	0	1	69
31	Tobias Uhrig	SKC Monsheim	7	4	4	2	11	9	10	6	-	4	4	6	-	-	-	-	-	-	-	-	-	0	1	1	67
32	Alfred Kurfess	TSG Haßloch	9	-	3	8	9	4	3	-	10	10	5	3	3	-	-	-	-	-	-	-	-	0	0	2	67
33	Tobias Ams	TSG Haßloch	-	12	-	-	-	9	11	8	12	-	12	-	-	-	-	-	-	-	-	-	-	3	1	0	64
34	Karolj Marton	TuS Gerolsheim	11	10	-	-	-	-	-	-	10	10	-	8	12	-	-	-	-	-	-	-	-	1	1	3	61
35	Sven Bormann	SKC Gommersheim	-	6	11	11	-	-	4	7	2	4	7	9	-	-	-	-	-	-	-	-	-	0	2	0	61
36	Markus Gauger	SKC GH Hohenecken	11	9	2	5	2	2	6	2	4	-	4	10	4	-	-	-	-	-	-	-	-	0	1	1	61

37	Detlef Schwender	SKC Gommersheim	9	5	5	8	4	3	-	1	-	2	9	5	10	-	-	-	-	-	-	-	-	0	0	1	61
38	Gregor Kegel	SKC Gommersheim	8	3	-	9	6	5	3	6	8	-	1	-1	12	-	-	-	-	-	-	-	-	1	0	0	60
39	Reiner Wilhelmy	KV Grünstadt	3	1	3	4	4	8	8	3	3	5	8	3	4	3	-	-	-	-	-	-	-	0	0	0	60
40	Klaus Stengel	SKC GH Hohenecken	-	4	10	4	9	5	2	7	3	6	-	-	9	-	-	-	-	-	-	-	0	0	1	59	
41	Bernd Müller	VT Frankenthal	5	10	10	11	-	7	-	-	11	3	-	-	-	-	-	-	-	-	-	-	0	2	2	57	
42	Dieter Albrecht	SG KSG Mainz / GN Essen	11	10	-	9	2	6	11	4	3	-	-	-	-	-	-	-	-	-	-	-	0	2	1	56	
43	Walter Dicu	VT Frankenthal	1	-	8	12	-	-	-	-	-	11	11	6	6	-	-	-	-	-	-	-	1	2	0	55	
44	Uwe Rohde	SKC GH Hohenecken	12	7	5	6	-	8	1	-	5	-	-	-	10	-	-	-	-	-	-	-	1	0	1	54	
45	Marco Steffan	SKC GH Hohenecken	-	-	8	-	-	-	12	10	12	11	-	-	-	-	-	-	-	-	-	-	2	1	1	53	
46	Josef Kraus	KV Grünstadt	1	4	-	11	2	3	2	4	4	4	1	4	5	6	-	-	-	-	-	-	0	1	0	52	
47	Jürgen Nickel	TuS Gerolsheim	-	11	-	-	-	-	-	12	-	11	-	6	11	-	-	-	-	-	-	-	1	3	0	51	
48	Ewald Louis	TSG Haßloch	11	10	-	-	10	-	-	-	-	11	-	9	-	-	-	-	-	-	-	-	0	2	2	51	
49	Illja Latkovic	SKC Monsheim	10	3	9	-	-	-	11	11	-	-	-	6	-	-	-	-	-	-	-	-	0	2	1	50	
50	Jürgen Dämgen	TuS Gerolsheim	9	-	-	3	10	6	5	6	-	-	7	-	4	-	-	-	-	-	-	-	0	0	1	50	
51	Franz Hirsch	BSG Bornheim	-	-	-	-	3	1	11	-	10	5	-	8	11	-	-	-	-	-	-	-	0	2	1	49	
52	Wilfried Selzer	KV Grünstadt	-	4	3	-	3	4	6	3	6	6	4	6	4	-	-	-	-	-	-	-	0	0	0	49	
53	Horst Nied	TSG Haßloch	6	2	-	-	5	1	10	2	7	3	-	-	12	-	-	-	-	-	-	-	1	0	1	48	
54	Hans-Jürgen Pabst	KV Grünstadt	5	3	4	-	5	-	5	5	4	3	5	2	7	-	-	-	-	-	-	-	0	0	0	48	
55	Dennis Eisenbach	KV Grünstadt	-	7	-	-	7	3	7	7	3	-	2	3	1	7	-	-	-	-	-	-	0	0	0	47	
56	Michels Markus	VT Frankenthal	3	2	-	1	-	6	1	2	8	-	7	5	10	-	-	-	-	-	-	-	0	0	1	45	
57	Tobias Bethge	TuS Gerolsheim	8	-	-	-	-	4	12	11	-	-	-	1	-	8	-	-	-	-	-	-	1	1	0	44	
58	Daniel Decker	BSG Bornheim	-	-	9	-	10	4	-	-	-	-	9	-	9	-	-	-	-	-	-	-	0	0	1	41	
59	Jens Kretschmar	VT Frankenthal	10	9	11	3	-	3	4	-	-	-	-	-	-	-	-	-	-	-	-	-	0	1	1	40	
60	Jan Rohde	SKC GH Hohenecken	-	12	-	-	-	-	5	9	-	-	11	-	-	-	-	-	-	-	-	-	1	1	0	37	
61	Anton Spiegel	SKC GH Hohenecken	9	8	-	-	-	4	-	-	-	-	8	8	-	-	-	-	-	-	-	-	0	0	0	37	
62	Erich Storck	KV Grünstadt	8	-	-	-	-	-	-	-	-	-	9	7	1	11	-	-	-	-	-	-	0	1	0	36	
63	Arno Oehmig	SKC GH Hohenecken	-	-	-	-	-	11	-	-	-	12	-	11	-	-	-	-	-	-	-	-	1	2	0	34	
64	Peter Braun	SKC GH Hohenecken	7	-	7	-	8	10	-	-	-	-	-	1	-	-	-	-	-	-	-	-	0	0	1	33	
65	Elias Hudel	SKC Monsheim	-	-	-	9	-	-	-	-	3	5	12	3	-	-	-	-	-	-	-	-	1	0	0	32	
66	Martin Dicu	VT Frankenthal	2	-	1	-	-	-	-	-	-	5	9	10	-	4	-	-	-	-	-	-	0	0	1	31	
67	Friedel Uhrig	SKC Monsheim	1	-1	3	1	5	-	7	2	1	9	-	2	-	-	-	-	-	-	-	-	0	0	0	30	
68	Marcel Hunger	SG KSG Mainz / GN Essen	-	-	3	1	-	1	-	1	7	-	10	6	-	-	-	-	-	-	-	-	0	0	1	29	
69	Peter Weschler	BSG Bornheim	1	3	1	2	-	-	4	4	5	2	2	1	4	-	-	-	-	-	-	-	0	0	0	29	
70	Stephan Dobberstein	SKC Monsheim	-	8	6	-	-	-	-	-	-	6	8	-	-	-	-	-	-	-	-	-	0	0	0	28	
71	Maximilian Hudel	SKC Monsheim	-	-	-	-	2	12	-	-	-	-	1	-	12	-	-	-	-	-	-	-	2	0	0	27	
72	Carsten Nickel	TuS Gerolsheim	-	-	-	-	-	-	9	-	8	3	-	-	7	-	-	-	-	-	-	-	0	0	0	27	
73	Reinhold Haßlöcher	TuS Gerolsheim	-	-	-	2	7	-	-	2	7	1	5	-	-	2	-	-	-	-	-	-	0	0	0	26	

74	Tobias Kräuter	SKC Monsheim	12	-	12	-	-	-	-	-	-	-	-	-	-	-	-	-	-	-	-	2	0	0	24
75	Dirk Schurig	SKC Gommersheim	-	-	2	-	-	11	1	-	-	-	2	8	-	-	-	-	-	-	-	0	1	0	24
76	Michael Schmalzl	KV Grünstadt	3	-	-	-	1	10	1	-	1	4	1	1	-	2	-	-	-	-	-	0	0	1	24
77	Michael Kräuter	SKC Monsheim	-	2	-	-	-	6	-	7	2	-	-	7	-	-	-	-	-	-	-	0	0	0	24
78	Andreas Wendt	TSG Haßloch	-	-	-	2	6	-	-	3	-	12	-	-	-	-	-	-	-	-	-	1	0	0	23
79	Uwe Bethge	TuS Gerolsheim	-	2	5	6	-	1	2	-	-	-	-	7	-	-	-	-	-	-	-	0	0	0	23
80	Gerhard Graf	SKC Monsheim	-	-	-	10	-	-	-	12	-	-	-	-	-	-	-	-	-	-	-	1	0	1	22
81	Christopher Braun	SKC GH Hohenecken	-	-	-	11	-	-	-	11	-	-	-	-	-	-	-	-	-	-	-	0	2	0	22
82	Thomas Kraus	SKC Monsheim	3	-	-	-	3	-	6	3	6	-	-	-	-	-	-	-	-	-	-	0	0	0	21
83	Frank Billian	TSG Haßloch	-	-	8	-	-	-	-	-	-	-	12	-	-	-	-	-	-	-	-	1	0	0	20
84	Markus Biebinger	TuS Gerolsheim	-	-	9	-	-	-	-	11	-	-	-	-	-	-	-	-	-	-	-	0	1	0	20
85	Horst Küntzel	SKC Gommersheim	-	2	-	-	-	-	-	-	-	7	6	-	5	-	-	-	-	-	-	0	0	0	20
86	Klaus Krahl	SKC GH Hohenecken	-	-	-	-	11	-	-	-	-	-	7	-	-	-	-	-	-	-	-	0	1	0	18
87	Richard Clemens	SKC GH Hohenecken	-	-	1	-	1	-	-	-	1	1	5	4	3	-	-	-	-	-	-	0	0	0	16
88	Hans-Peter Ferentz	VT Frankenthal	-	-	-	-	-	2	3	5	2	1	-	-	-	3	-	-	-	-	-	0	0	0	16
89	Manfred Hinkel	KV Grünstadt	-	-	-1	-	-	2	-	-	-	5	-	-	3	5	-	-	-	-	-	0	0	0	14
90	Dieter Hartmann	SKC Gommersheim	-	1	1	-	1	9	-	-	-	-	1	-	-	-	-	-	-	-	-	0	0	0	13
91	Frank Hoffmann	TSG Haßloch	-	-	-	1	-	-	-	-	-	3	9	-	-	-	-	-	-	-	-	0	0	0	13
92	Christian Birkheimer	SG KSG Mainz / GN Essen	-	-	-	-	12	-	-	-	-	-	-	-	-	-	-	-	-	-	-	1	0	0	12
93	Alain Karsai	TuS Gerolsheim	-	-	12	-	-	-	-	-	-	-	-	-	-	-	-	-	-	-	-	1	0	0	12
94	Uwe Köhler	TuS Gerolsheim	-	-	-	-	-	-	-	12	-	-	-	-	-	-	-	-	-	-	-	1	0	0	12
95	Jörg Schlemilch	BSG Bornheim	12	-	-	-	-	-	-	-	-	-	-	-	-	-	-	-	-	-	-	1	0	0	12
96	Ludwig Doerle	SG KSG Mainz / GN Essen	-	-	12	-	-	-	-	-	-	-	-	-	-	-	-	-	-	-	-	1	0	0	12
97	Udo Fetzner	TuS Gerolsheim	-	-	-	-	11	-	-	-	-	-	-	1	-	-	-	-	-	-	-	0	1	0	12
98	Kevin Pretsch	SG KSG Mainz / GN Essen	-	-	-	-	-	-	-	-	-	11	-	-	-	-	-	-	-	-	-	0	1	0	11
99	Hans-Lothar Bechtel	KV Grünstadt	-	-	-	-	11	-	-	-	-	-	-	-	-	-	-	-	-	-	-	0	1	0	11
100	Christian Eichhorn	TSG Haßloch	-	-	11	-	-	-	-	-	-	-	-	-	-	-	-	-	-	-	-	0	1	0	11
101	Jürgen Hinderlich	SG KSG Mainz / GN Essen	-	-	-	-	-	-	-	-	-	-	10	-	-	-	-	-	-	-	-	0	0	1	10
102	Marcel Neu	SKC GH Hohenecken	2	-	-	-	-	-	-	-	-	8	-	-	-	-	-	-	-	-	-	0	0	0	10
103	Moritz Fuhrmann	TSG Haßloch	-	-	-	-	-	-	-	-	-	8	-	-	2	-	-	-	-	-	-	0	0	0	10
104	Werner Barz	SKC GH Hohenecken	-	-	-	3	-	-	-	3	-	-	2	-	-	-	-	-	-	-	-	0	0	0	8
105	Kurt Keck	BSG Bornheim	-	-	-	-	-	-	1	-	-	1	2	3	-	-	-	-	-	-	-	0	0	0	7
106	Wilfried Junghanß	KV Grünstadt	-	-	7	-	-	-	-	-	-	-	-	-	-	-	-	-	-	-	-	0	0	0	7
107	Siegbert Heilig	SKC GH Hohenecken	-	-	-	-	-	-	-	-	-	7	-	-	-	-	-	-	-	-	-	0	0	0	7
108	Alexander Walther	BSG Bornheim	6	-	-	-	-	-	-	-	-	-	-	-	-	-	-	-	-	-	-	0	0	0	6
109	Wolfgang Weschler	BSG Bornheim	-	-	-	5	-	-	-	-	-	-	-	-	-	-	-	-	-	-	-	0	0	0	5
110	Ingo Schott	SG KSG Mainz / GN Essen	-	-	-	-	-	-	-	-	-	-	5	-	-	-	-	-	-	-	-	0	0	0	5

111	Sebastian Buch	SKC Monsheim	-	-	-	-	-	1	1	-	-	-	-	-	2	-	-	-	-	-	-	-	-	0	0	0	4
112	Horst Glock	SG KSG Mainz / GN Essen	2	-	-	-	-	-	-	-	-	2	-	-	-	-	-	-	-	-	-	-	-	0	0	0	4
113	Hubert Ohl	SG KSG Mainz / GN Essen	4	-	-	-	-	-	-	-	-	-	-	-	-	-	-	-	-	-	-	-	-	0	0	0	4
114	Rudi Spies	KV Grünstadt	-	-	-	-	-	-	-	-	-	-	-	4	-	-	-	-	-	-	-	-	-	0	0	0	4
115	Emil Riebe	VT Frankenthal	-	-	-	-	-	-	1	-	-	-	2	-	-	-	-	-	-	-	-	-	-	0	0	0	3
116	Lothar Kiefer	KV Grünstadt	-	-	-	-	-	-	-	-	-	2	1	-	-	-	-	-	-	-	-	-	-	0	0	0	3
117	Alexander Baader	TuS Gerolsheim	-	-	-	-	-	-	-	-	-	3	-	-	-	-	-	-	-	-	-	-	0	0	0	3	
118	Stefan Wittur	TuS Gerolsheim	-	-	-	-	-	-	-	-	-	2	-	-	-	-	-	-	-	-	-	-	0	0	0	2	
119	Mario Del-Pin	SG KSG Mainz / GN Essen	1	1	-	-	-	-	-	-	-	-	-	-	-	-	-	-	-	-	-	-	-	0	0	0	2
120	Hans-Peter Böhmer	TSG Haßloch	2	-	-	-	-	-	-	-	-	-	-	-	-	-	-	-	-	-	-	-	-	0	0	0	2
121	Kevin Grössl	KV Grünstadt	-1	-	-	-	-	-	1	1	-	-	-	-	-	-	-	-	-	-	-	-	-	0	0	0	1
122	Sascha Ruschil	BSG Bornheim	-	1	-	-	-	-	-	-	-	-	-	-	-	-	-	-	-	-	-	-	-	0	0	0	1
123	Timo Hesse	KV Grünstadt	-	1	-	-	-	-	-	-	-	-	-	-	-	-	-	-	-	-	-	-	-	0	0	0	1
124	Frank Löwer	TSG Haßloch	-	-	-	-	-	-	-	-	1	-	-	-	-	-	-	-	-	-	-	-	-	0	0	0	1
125	Osto Kleemann	SKC Monsheim	-	-	-	-	-	-	-	-	-	1	-	-	-	-	-	-	-	-	-	-	-	0	0	0	1