

Spielbericht

V3.3

CLUBSPIEL	<input checked="" type="checkbox"/>
POKALSPIEL	<input type="checkbox"/>
LÄNDERSPIEL	<input type="checkbox"/>
KV-SPIEL	<input type="checkbox"/>

SENIOREN	<input type="checkbox"/>
FRAUEN	<input type="checkbox"/>
MÄNNER	<input checked="" type="checkbox"/>
U23	<input type="checkbox"/>
U18/14/10	<input type="checkbox"/>

Land:	Rheinhausen-Pfalz	Datum:	16.01.2016
Ort:	Grünstadt		
Bahnanlage:	Kegelcenter Grünstadt		
Spielbeginn	10:31 Uhr	Spielende:	13:37 Uhr
Liga	Gruppenliga - Männer	Spieltag:	11

Heimmannschaft: **KV Grünstadt 3**

Gastmannschaft: **TuS Gerolsheim 3**

Pass-Nr.	Vorname, Name	Mon/Jahr	Voll	Abräumen	Fehler	Gesamt	Pass-Nr.	Vorname, Name	Mon/Jahr	Voll	Abräumen	Fehler	Gesamt
10A4475	Erich Storck		619	256	10	875	10A2405	Jürgen Dämgen MF		565	268	9	833
10A4453	Karl Hauswirth		635	287	5	922	10A4138	Albert Brunner		580	319	9	899
10A4464	Robert Neubert		281	104	4	385	10B1516	Reinhold Haßlöcher		571	246	18	817
10A9747	Ingo Geiger		584	291	13	875	10A2404	Michael Dobberstein		588	237	16	825
10A4478	Werner Weickert MF		543	256	20	799	10A4141	Hans-Jürgen Basler		72		0	72
10A4479	Reiner Wilhelmy		603	238	17	841	10A4139	Alexander Baader		591	197	32	788
10A4460	Josef Kraus		280	131	9	411	10A7263	Stefan Wittur		463	256	25	719
Differenz: 155			3545	1563	78	5108			3430	1523	109	4953	

- 1) Bahn/Kugelmaterail in Ordnung Ja Nein
 2) Pässe in Ordnung Ja Nein
 Protest Ja Nein
 4) Verletzung Ja Nein
 5) Verwarnung Ja Nein
 6) Sonstiges Ja Nein

Ausw. Gast: Stefan Wittur (10A7263) für Hans-Jürgen Basler (10A4141) [15. Kugel];

Schiedsrichter O.K. Ja Nein

Schiedsrichter O.K. Ja Nein

Anlagen

Heimmannschaft:

Schiedsrichter/Aufsicht:

Gastmannschaft:

Ergebnisse:

KV Grünstadt 3	- TuS Gerolsheim 3	5108 : 4953
BSG Bornheim 2	- TSG Haßloch 2	4714 : 4979
SKC Monsheim 4	- SG KSG Mainz / GN Essenheim 2	5233 : 5322
KV Grünstadt 4	- VT Frankenthal 1	4812 : 5232
SKC Gommersheim 1	- SKC GH Hohenecken 2	5233 : 5178

Nachtrag 4. Spieltag SKC GH Hohenecken 2 - SKC Monsheim 4 5071 - 4990

Tabelle:

Pl.	Mannschaft	Sp.	Punkte	Kegel	DS-H	DS-A	DS-G
1	SG KSG Mainz / GN Essenheim 2	11	18 : 4	57158	5176,5	5207,4	5196,2
2	SKC Gommersheim 1	11	14 : 8	56483	5167,6	5107,5	5134,8
3	SKC GH Hohenecken 2	11	14 : 8	56423	5101,6	5152,5	5129,4
4	TuS Gerolsheim 3	11	14 : 8	55647	5064,5	5052,0	5058,8
5	SKC Monsheim 4	11	12 : 10	55423	5075,0	4994,6	5038,5
6	VT Frankenthal 1	11	12 : 10	51962	5269,6	5122,8	5196,2
7	TSG Haßloch 2	11	10 : 12	55924	5040,2	5136,6	5084,0
8	KV Grünstadt 3	11	10 : 12	55887	5242,4	4945,8	5080,6
9	BSG Bornheim 2	11	6 : 16	53819	4840,9	4983,3	4892,6
10	KV Grünstadt 4	11	0 : 22	47856	4929,5	4569,8	4785,6

Mannschaft der Woche:

Pl.	Name	Club	Ges.	V	A	F
1	Chojowski Bernd	VTF	926	626	300	8
2	Volker Tremmel	GHH	923	613	310	14
3	Karl Hauswirth	GST	922	635	287	5
4	Elias Hudel	MON	917	592	325	10
5	Kevin Pretsch	MAE	914	584	330	6
6	Marcel Hunger	MAE	913	615	298	8

Gesamt: 5515

Top 16 der Saison:

Pl.	Name	Club	AS	HS	GS
1	Vladimir Hecimovic	MAE	894.1	875.0	887.2
2	Armin Moser	GOM	891.4	926.6	909.0
3	Ralf Litzel	GOM	888.8	852.4	870.6
4	Chojowski Bernd	VTF	888.5	897.5	893.0
5	Volker Tremmel	GHH	888.4	853.7	875.4
6	Hans-Jürgen Armbrust	THA	886.0	864.5	875.3
7	Michael Dobberstein	GEH	879.5	862.3	870.9
8	Egon Laudemann	BOR	872.7	849.8	857.4
9	Bernd Müller	VTF	871.5	898.0	890.4
10	Karl Hauswirth	GST	870.7	931.4	898.3
11	Mike Schaloske	MON	867.4	860.5	864.3
12	Manfred Schröder	VTF	864.4	912.8	888.6
13	Albert Brunner	GEH	862.5	862.2	862.3
14	Wolfgang Gast	THA	862.2	857.8	860.0
15	Uwe Rohde	GHH	861.0	850.3	856.4
16	Christian Niebergall	MAE	860.8	854.7	858.5

Top-Spieler der Saison - ab Platz 17:

(mindestens 2/3 der Spiele)

Pl.	Name	Club	AS	HS	GS
17	Arnold Litzel	GOM	860.4	831.5	847.6
18	Gerhard Weschler	BOR	860.3	802.7	823.6
19	Sven Bormann	GOM	860.0	850.0	855.0
20	Jörg Stramitzel	VTF	859.5	897.3	878.4
21	Siegfried Streck	MAE	857.2	843.7	852.7
22	Ernst Rehbein	MAE	855.0	877.8	863.3
23	Markus Gauger	GHH	852.4	826.8	841.0
24	Hans-Jürgen Basler	GEH	851.8	866.2	859.8
25	Dieter Albrecht	MAE	850.0	873.3	858.8
26	Ingo Geiger	GST	850.0	872.8	862.7
27	Alfred Kurfess	THA	844.5	844.0	844.2
28	Klaus Stengel	GHH	842.8	832.6	837.1
29	Eduard Philipp	THA	838.3	826.0	830.9
30	Jürgen Dämgen	GEH	837.8	866.7	850.1
31	Norbert Winkenbach	MON	837.2	872.0	850.3
32	Bernd Hundemer	BOR	836.3	802.1	814.5
33	Hans-Gerd Schlemilch	BOR	831.8	809.3	817.5
34	Gregor Kegel	GOM	827.3	851.5	841.1
35	Tobias Uhrig	MON	824.8	851.2	840.6
36	Werner Weickert	GST	824.7	870.6	845.5
37	Detlef Schwender	GOM	821.4	868.3	839.0
38	Horst Nied	THA	818.0	816.8	817.3
39	Tony Brand	GST	813.6	842.3	829.3
40	Josef Kraus	GST	808.2	840.3	818.9
41	Reiner Wilhelmy	GST	806.5	855.2	828.6
42	Robert Neubert	GST	806.0	872.8	843.1
43	Friedel Uhrig	MON	804.0	807.4	806.4
44	Dennis Eisenbach	GST	796.3	814.5	806.7
45	Wilfried Selzer	GST	784.8	808.0	797.7
46	Winfried Klein	GST	781.0	861.5	829.3
47	Peter Weschler	BOR	762.3	756.2	758.9
48	Hans-Jürgen Pabst	GST	739.8	819.2	783.9

Einzelschnittliste

Pl.	Name	PBL	Club	AS	HS	GS	Sp. A	Sp. H	Akt.
1	Christian Birkheimer	866	MAE	966.0	0.0	966.0	1		0
2	Christian Eichhorn	1022	THA	950.0	0.0	950.0	1		0
3	Andreas Schulz	947	MAE	942.5	882.3	902.3	2	4	0
4	Jörg Schlemilch	960	BOR	922.0	0.0	922.0	1		0
5	Kevin Pretsch	967	MAE	914.0	0.0	914.0	1		914
6	Hans-Lothar Bechtel	911	GST	914.0	0.0	914.0	1		0
7	Frank Billian	957	THA	907.0	0.0	907.0	1		0
8	Jürgen Nickel	986	GEH	906.5	887.0	900.0	2	1	0
9	Marco Steffan	920	GHH	906.0	906.5	906.2	3	2	0
10	Maximilian Hudel	982	MON	898.0	813.5	841.7	1	2	822
11	Vladimir Hecimovic	939	MAE	894.1	875.0	887.2	7	4	857
12	Armin Moser	971	GOM	891.4	926.6	909.0	5	5	897
13	Walter Dicu	923	VTF	889.0	958.0	912.0	2	1	885
14	Ralf Litzel	929	GOM	888.8	852.4	870.6	5	5	838
15	Chojowski Bernd	961	VTF	888.5	897.5	893.0	4	4	926
16	Volker Tremmel	907	GHH	888.4	853.7	875.4	5	3	923
17	Ludwig Doerle	931	MAE	888.0	0.0	888.0	1		0
18	Hans-Jürgen Armbrust	991	THA	886.0	864.5	875.3	4	4	0
19	Horst Küntzel	873	GOM	884.0	871.0	877.5	1	1	871
20	Michael Dobberstein	968	GEH	879.5	862.3	870.9	4	4	825
21	Klaus Krahl	0	GHH	878.0	0.0	878.0	1		0
22	Gerhard Graf	973	MON	877.0	874.0	875.5	1	1	0
23	Tobias Ams	1003	THA	877.0	898.7	887.8	3	3	879
24	Anton Spiegel	906	GHH	877.0	851.0	868.3	2	1	0
25	Tobias Bethge	950	GEH	875.5	916.5	896.0	2	2	0
26	Jan Rohde	1015	GHH	874.0	905.5	889.8	2	2	905
27	Jens Kretschmar	0	VTF	873.7	852.3	863.0	3	3	0
28	Egon Laudemann	913	BOR	872.7	849.8	857.4	3	6	0
29	Bernd Müller	947	VTF	871.5	898.0	890.4	2	5	0
30	Karl Hauswirth	977	GST	870.7	931.4	898.3	6	5	922
31	Karolj Marton	989	GEH	869.0	892.3	886.5	1	3	0
32	Alexander Walther	922	BOR	869.0	0.0	869.0	1		0
33	Mike Schaloske	936	MON	867.4	860.5	864.3	5	4	833
34	Peter Braun	909	GHH	866.3	892.0	872.8	3	1	0
35	Wolfgang Weschler	930	BOR	865.0	0.0	865.0	1		0
36	Marcel Neu	978	GHH	864.5	0.0	864.5	2		876
37	Manfred Schröder	932	VTF	864.4	912.8	888.6	5	5	881
38	Albert Brunner	965	GEH	862.5	862.2	862.3	4	6	899
39	Wolfgang Gast	949	THA	862.2	857.8	860.0	5	5	836
40	Uwe Rohde	945	GHH	861.0	850.3	856.4	4	3	0
41	Christian Niebergall	933	MAE	860.8	854.7	858.5	5	3	898
42	Arnold Litzel	905	GOM	860.4	831.5	847.6	5	4	0
43	Gerhard Weschler	905	BOR	860.3	802.7	823.6	4	7	811
44	Sven Bormann	914	GOM	860.0	850.0	855.0	4	4	872
45	Jörg Stramitzel	976	VTF	859.5	897.3	878.4	4	4	830
46	Ewald Louis	950	THA	858.0	867.5	862.8	2	2	836
47	Siegfried Streck	907	MAE	857.2	843.7	852.7	6	3	865
48	Ernst Rehbein	907	MAE	855.0	877.8	863.3	7	4	875
49	Marcel Hunger	914	MAE	854.7	0.0	854.7	3		913
50	Markus Gauger	929	GHH	852.4	826.8	841.0	5	4	844

Einzelschnittliste

Pl.	Name	PBL	Club	AS	HS	GS	Sp. A	Sp. H	Akt.
51	Hans-Jürgen Basler	923	GEH	851.8	866.2	859.8	4	5	0
52	Dieter Albrecht	903	MAE	850.0	873.3	858.8	5	3	0
53	Ingo Geiger	898	GST	850.0	872.8	862.7	4	5	875
54	Thomas Kraus	948	MON	845.0	801.8	810.4	1	4	0
55	Stephan Dobberstein	930	MON	845.0	880.5	862.8	2	2	898
56	Alfred Kurfess	962	THA	844.5	844.0	844.2	4	5	810
57	Klaus Stengel	903	GHH	842.8	832.6	837.1	4	5	0
58	Eduard Philipp	964	THA	838.3	826.0	830.9	4	6	816
59	Jürgen Dämgen	941	GEH	837.8	866.7	850.1	4	3	833
60	Norbert Winkenbach	940	MON	837.2	872.0	850.3	5	3	899
61	Bernd Hundemer	852	BOR	836.3	802.1	814.5	4	7	805
62	Martin Dicu	444	VTF	833.5	862.0	843.0	2	1	868
63	Hans-Gerd Schlemilch	902	BOR	831.8	809.3	817.5	4	7	812
64	Elias Hudel	852	MON	828.7	917.0	850.8	3	1	917
65	Uwe Bethge	933	GEH	828.0	851.3	842.0	2	3	0
66	Gregor Kegel	941	GOM	827.3	851.5	841.1	3	4	0
67	Tobias Uhrig	980	MON	824.8	851.2	840.6	4	6	864
68	Werner Weickert	913	GST	824.7	870.6	845.5	6	5	799
69	Dirk Schurig	906	GOM	823.7	0.0	823.7	3		0
70	Michael Kräuter	837	MON	823.5	800.0	815.7	2	1	0
71	Detlef Schwender	934	GOM	821.4	868.3	839.0	5	3	891
72	Hans-Peter Böhmer	937	THA	821.0	0.0	821.0	1		0
73	Horst Nied	936	THA	818.0	816.8	817.3	3	5	0
74	Hans-Peter Ferentz	0	VTF	817.5	795.3	804.2	2	3	0
75	Andreas Wendt	832	THA	816.0	834.0	829.5	1	3	0
76	Tony Brand	0	GST	813.6	842.3	829.3	5	6	866
77	Dieter Hartmann	0	GOM	812.0	0.0	812.0	1		0
78	Hubert Ohl	444	MAE	810.0	0.0	810.0	1		0
79	Illja Latkovic	898	MON	810.0	882.0	867.6	1	4	0
80	Michels Markus	905	VTF	809.7	841.0	825.3	3	3	842
81	Josef Kraus	873	GST	808.2	840.3	818.9	6	3	0
82	Reiner Wilhelmy	876	GST	806.5	855.2	828.6	6	5	841
83	Robert Neubert	914	GST	806.0	872.8	843.1	4	5	0
84	Friedel Uhrig	887	MON	804.0	807.4	806.4	2	5	0
85	Frank Hoffmann	953	THA	802.0	735.0	768.5	1	1	802
86	Carsten Nickel	942	GEH	799.0	879.0	852.3	1	2	0
87	Dennis Eisenbach	865	GST	796.3	814.5	806.7	3	4	779
88	Alexander Baader	974	GEH	788.0	0.0	788.0	1		788
89	Richard Clemens	832	GHH	785.7	0.0	785.7	3		849
90	Wilfried Selzer	897	GST	784.8	808.0	797.7	4	5	807
91	Emil Riebe	793	VTF	784.0	0.0	784.0	1		0
92	Werner Barz	867	GHH	781.0	821.5	808.0	1	2	781
93	Winfried Klein	844	GST	781.0	861.5	829.3	4	6	793
94	Reinhold Haßlöcher	0	GEH	766.8	862.0	785.8	4	1	817
95	Peter Weschler	890	BOR	762.3	756.2	758.9	4	5	767
96	Sascha Ruschil	770	BOR	749.0	0.0	749.0	1		0
97	Kurt Keck	879	BOR	748.0	0.0	748.0	1		0
98	Hans-Jürgen Pabst	884	GST	739.8	819.2	783.9	4	5	818
99	Manfred Hinkel	0	GST	702.0	767.0	734.5	1	1	0
100	Michael Schmalzl	829	GST	691.0	797.8	762.2	2	4	749

Einzelchnittliste

Pl.	Name	PBL	Club	AS	HS	GS	Sp. A	Sp. H	Akt.
101	Uwe Köhler	1047	GEH	0.0	937.0	937.0		1	0
102	Markus Biebinger	955	GEH	0.0	919.5	919.5		2	0
103	Tobias Kräuter	937	MON	0.0	909.0	909.0		2	0
104	Christopher Braun	961	GHH	0.0	906.5	906.5		2	0
105	Arno Oehmig	952	GHH	0.0	905.0	905.0		2	0
106	Erich Storck	933	GST	0.0	895.5	895.5		2	875
107	Udo Fetzer	1017	GEH	0.0	882.0	882.0		1	0
108	Wilfried Junghanß	932	GST	0.0	875.0	875.0		1	0
109	Siegbert Heilig	0	GHH	0.0	839.0	839.0		1	0
110	Daniel Decker	0	BOR	0.0	831.8	831.8		4	821
111	Moritz Fuhrmann	418	THA	0.0	827.0	827.0		1	0
112	Franz Hirsch	0	BOR	0.0	816.4	816.4		5	0
113	Frank Löwer	0	THA	0.0	739.0	739.0		1	0
114	Kevin Grössl	0	GST	0.0	717.0	717.0		1	0
115	Sebastian Buch	831	MON	0.0	716.0	716.0		1	0

Einzelchnittliste

Pl.	Name	Club	Heimspiele					Auswärtsspiele					Gesamt				
			S	V	A	F	G	S	V	A	F	G	S	V	A	F	G
1	Christian Birkheimer	MAE		0.0	0.0	0.0	0.0	1	611.0	355.0	4.0	966.0	1	611.0	355.0	4.0	966.0
2	Christian Eichhorn	THA		0.0	0.0	0.0	0.0	1	642.0	308.0	4.0	950.0	1	642.0	308.0	4.0	950.0
3	Andreas Schulz	MAE	4	589.8	292.5	4.0	882.3	2	634.5	308.0	3.0	942.5	6	604.7	297.7	3.7	902.3
4	Jörg Schlemilch	BOR		0.0	0.0	0.0	0.0	1	603.0	319.0	6.0	922.0	1	603.0	319.0	6.0	922.0
5	Kevin Pretsch	MAE		0.0	0.0	0.0	0.0	1	584.0	330.0	6.0	914.0	1	584.0	330.0	6.0	914.0
6	Hans-Lothar Bechtel	GST		0.0	0.0	0.0	0.0	1	602.0	312.0	7.0	914.0	1	602.0	312.0	7.0	914.0
7	Frank Billian	THA		0.0	0.0	0.0	0.0	1	611.0	296.0	6.0	907.0	1	611.0	296.0	6.0	907.0
8	Jürgen Nickel	GEH	1	580.0	307.0	4.0	887.0	2	609.5	297.0	4.5	906.5	3	599.7	300.3	4.3	900.0
9	Marco Steffan	GHH	2	614.0	292.5	7.0	906.5	3	614.3	291.7	5.7	906.0	5	614.2	292.0	6.2	906.2
10	Maximilian Hudel	MON	2	581.5	232.0	19.0	813.5	1	599.0	299.0	10.0	898.0	3	587.3	254.3	16.0	841.7
11	Vladimir Hecimovic	MAE	4	585.5	289.5	6.5	875.0	7	602.1	292.0	7.1	894.1	11	596.1	291.1	6.9	887.2
12	Armin Moser	GOM	5	629.4	297.2	5.8	926.6	5	612.2	279.2	6.8	891.4	10	620.8	288.2	6.3	909.0
13	Walter Dicu	VTF	1	635.0	323.0	8.0	958.0	2	622.5	266.5	10.0	889.0	3	626.7	285.3	9.3	912.0
14	Ralf Litzel	GOM	5	588.6	263.8	15.4	852.4	5	599.8	289.0	11.4	888.8	10	594.2	276.4	13.4	870.6
15	Chojowski Bernd	VTF	4	603.5	294.0	8.0	897.5	4	606.3	282.3	8.8	888.5	8	604.9	288.1	8.4	893.0
16	Volker Tremmel	GHH	3	585.0	268.7	10.0	853.7	5	609.4	279.0	12.6	888.4	8	600.3	275.1	11.6	875.4
17	Ludwig Doerle	MAE		0.0	0.0	0.0	0.0	1	605.0	283.0	8.0	888.0	1	605.0	283.0	8.0	888.0
18	Hans-Jürgen Armbrust	THA	4	620.8	243.8	21.8	864.5	4	621.8	264.3	16.8	886.0	8	621.3	254.0	19.3	875.3
19	Horst Küntzel	GOM	1	593.0	278.0	9.0	871.0	1	615.0	269.0	19.0	884.0	2	604.0	273.5	14.0	877.5
20	Michael Dobberstein	GEH	4	603.5	258.8	12.0	862.3	4	606.5	273.0	11.8	879.5	8	605.0	265.9	11.9	870.9
21	Klaus Krahl	GHH		0.0	0.0	0.0	0.0	1	580.0	298.0	13.0	878.0	1	580.0	298.0	13.0	878.0
22	Gerhard Graf	MON	1	598.0	276.0	6.0	874.0	1	592.0	285.0	11.0	877.0	2	595.0	280.5	8.5	875.5
23	Tobias Ams	THA	3	602.3	296.3	3.3	898.7	3	593.7	283.3	8.7	877.0	6	598.0	289.8	6.0	887.8
24	Anton Spiegel	GHH	1	597.0	254.0	15.0	851.0	2	595.5	281.5	11.0	877.0	3	596.0	272.3	12.3	868.3
25	Tobias Bethge	GEH	2	606.5	310.0	10.0	916.5	2	604.0	271.5	9.5	875.5	4	605.3	290.8	9.8	896.0
26	Jan Rohde	GHH	2	614.5	291.0	10.0	905.5	2	589.0	285.0	6.0	874.0	4	601.8	288.0	8.0	889.8
27	Jens Kretzschmar	VTF	3	597.3	255.0	16.3	852.3	3	604.3	269.3	15.7	873.7	6	600.8	262.2	16.0	863.0
28	Egon Laudemann	BOR	6	595.7	254.2	16.3	849.8	3	595.0	277.7	16.3	872.7	9	595.4	262.0	16.3	857.4
29	Bernd Müller	VTF	5	615.6	282.4	6.8	898.0	2	586.0	285.5	6.5	871.5	7	607.1	283.3	6.7	890.4
30	Karl Hauswirth	GST	5	626.0	305.4	5.4	931.4	6	600.0	270.7	10.2	870.7	11	611.8	286.5	8.0	898.3
31	Karolj Marton	GEH	3	617.7	274.7	7.3	892.3	1	601.0	268.0	5.0	869.0	4	613.5	273.0	6.8	886.5
32	Alexander Walther	BOR		0.0	0.0	0.0	0.0	1	617.0	252.0	12.0	869.0	1	617.0	252.0	12.0	869.0
33	Mike Schaloske	MON	4	581.0	279.5	12.8	860.5	5	601.6	265.8	8.6	867.4	9	592.4	271.9	10.4	864.3
34	Peter Braun	GHH	1	616.0	276.0	14.0	892.0	3	595.0	271.3	11.7	866.3	4	600.3	272.5	12.3	872.8
35	Wolfgang Weschler	BOR		0.0	0.0	0.0	0.0	1	588.0	277.0	14.0	865.0	1	588.0	277.0	14.0	865.0
36	Marcel Neu	GHH		0.0	0.0	0.0	0.0	2	589.5	275.0	5.5	864.5	2	589.5	275.0	5.5	864.5
37	Manfred Schröder	VTF	5	620.4	292.4	9.8	912.8	5	598.2	266.2	11.8	864.4	10	609.3	279.3	10.8	888.6
38	Albert Brunner	GEH	6	589.0	273.2	8.3	862.2	4	581.3	281.3	11.0	862.5	10	585.9	276.4	9.4	862.3
39	Wolfgang Gast	THA	5	593.0	264.8	10.8	857.8	5	602.4	259.8	11.6	862.2	10	597.7	262.3	11.2	860.0
40	Uwe Rohde	GHH	3	588.0	262.3	17.7	850.3	4	579.8	281.3	12.8	861.0	7	583.3	273.1	14.9	856.4
41	Christian Niebergall	MAE	3	583.7	271.0	11.3	854.7	5	588.6	272.2	14.2	860.8	8	586.8	271.8	13.1	858.5
42	Arnold Litzel	GOM	4	581.5	250.0	12.8	831.5	5	596.0	264.4	13.6	860.4	9	589.6	258.0	13.2	847.6
43	Gerhard Weschler	BOR	7	568.1	234.6	18.4	802.7	4	602.3	258.0	16.3	860.3	11	580.5	243.1	17.6	823.6
44	Sven Bormann	GOM	4	600.0	250.0	17.8	850.0	4	591.8	268.3	16.8	860.0	8	595.9	259.1	17.3	855.0
45	Jörg Stramitzel	VTF	4	604.3	293.0	10.8	897.3	4	594.3	265.3	12.8	859.5	8	599.3	279.1	11.8	878.4
46	Ewald Louis	THA	2	596.0	271.5	7.5	867.5	2	594.5	263.5	8.0	858.0	4	595.3	267.5	7.8	862.8
47	Siegfried Streck	MAE	3	586.7	257.0	12.7	843.7	6	581.8	275.3	9.8	857.2	9	583.4	269.2	10.8	852.7
48	Ernst Rehbein	MAE	4	589.5	288.3	7.8	877.8	7	579.6	275.4	11.0	855.0	11	583.2	280.1	9.8	863.3
49	Marcel Hunger	MAE		0.0	0.0	0.0	0.0	3	592.7	262.0	10.7	854.7	3	592.7	262.0	10.7	854.7
50	Markus Gauger	GHH	4	589.5	237.3	16.8	826.8	5	593.6	258.8	13.2	852.4	9	591.8	249.2	14.8	841.0

Einzelchnittliste

Pl.	Name	Club	Heimspiele					Auswärtsspiele					Gesamt				
			S	V	A	F	G	S	V	A	F	G	S	V	A	F	G
51	Hans-Jürgen Basler	GEH	5	598.0	268.2	8.4	866.2	4	589.8	262.0	12.3	851.8	9	594.3	265.4	10.1	859.8
52	Dieter Albrecht	MAE	3	604.7	268.7	14.0	873.3	5	579.2	270.8	8.8	850.0	8	588.8	270.0	10.8	858.8
53	Ingo Geiger	GST	5	604.0	268.8	12.2	872.8	4	591.8	258.3	13.3	850.0	9	598.6	264.1	12.7	862.7
54	Thomas Kraus	MON	4	564.5	237.3	19.3	801.8	1	572.0	273.0	19.0	845.0	5	566.0	244.4	19.2	810.4
55	Stephan Dobberstein	MON	2	600.0	280.5	12.5	880.5	2	584.0	261.0	11.0	845.0	4	592.0	270.8	11.8	862.8
56	Alfred Kurfess	THA	5	591.8	252.2	12.4	844.0	4	599.3	245.3	14.8	844.5	9	595.1	249.1	13.4	844.2
57	Klaus Stengel	GHH	5	573.6	259.0	11.2	832.6	4	589.5	253.3	11.3	842.8	9	580.7	256.4	11.2	837.1
58	Eduard Philipp	THA	6	575.7	250.3	15.0	826.0	4	587.0	251.3	18.0	838.3	10	580.2	250.7	16.2	830.9
59	Jürgen Dämgen	GEH	3	599.3	267.3	10.0	866.7	4	588.8	249.0	14.3	837.8	7	593.3	256.9	12.4	850.1
60	Norbert Winkenbach	MON	3	606.3	265.7	14.3	872.0	5	589.0	248.2	13.0	837.2	8	595.5	254.8	13.5	850.3
61	Bernd Hundemer	BOR	7	571.9	230.3	19.4	802.1	4	586.5	249.8	15.8	836.3	11	577.2	237.4	18.1	814.5
62	Martin Dicu	VTF	1	577.0	285.0	12.0	862.0	2	579.0	254.5	15.5	833.5	3	578.3	264.7	14.3	843.0
63	Hans-Gerd Schlemilch	BOR	7	569.9	239.4	17.9	809.3	4	587.3	244.5	17.0	831.8	11	576.2	241.3	17.5	817.5
64	Elias Hudel	MON	1	592.0	325.0	10.0	917.0	3	592.3	236.3	18.0	828.7	4	592.3	258.5	16.0	850.8
65	Uwe Bethge	GEH	3	595.7	255.7	12.0	851.3	2	570.0	258.0	8.0	828.0	5	585.4	256.6	10.4	842.0
66	Gregor Kegel	GOM	4	577.8	273.8	8.5	851.5	3	578.0	249.3	11.3	827.3	7	577.9	263.3	9.7	841.1
67	Tobias Uhrig	MON	6	601.7	249.5	18.5	851.2	4	585.3	239.5	14.0	824.8	10	595.1	245.5	16.7	840.6
68	Werner Weickert	GST	5	597.2	273.4	15.6	870.6	6	580.3	244.3	18.5	824.7	11	588.0	257.5	17.2	845.5
69	Dirk Schurig	GOM		0.0	0.0	0.0	0.0	3	571.7	252.0	17.3	823.7	3	571.7	252.0	17.3	823.7
70	Michael Kräuter	MON	1	544.0	256.0	22.0	800.0	2	569.0	254.5	20.5	823.5	3	560.7	255.0	21.0	815.7
71	Detlef Schwender	GOM	3	603.3	265.0	11.7	868.3	5	582.0	239.4	16.6	821.4	8	590.0	249.0	14.8	839.0
72	Hans-Peter Böhmer	THA		0.0	0.0	0.0	0.0	1	603.0	218.0	22.0	821.0	1	603.0	218.0	22.0	821.0
73	Horst Nied	THA	5	575.6	241.2	16.0	816.8	3	579.3	238.7	20.3	818.0	8	577.0	240.3	17.6	817.3
74	Hans-Peter Ferentz	VTF	3	576.3	219.0	25.0	795.3	2	613.5	204.0	34.0	817.5	5	591.2	213.0	28.6	804.2
75	Andreas Wendt	THA	3	570.7	263.3	14.3	834.0	1	568.0	248.0	17.0	816.0	4	570.0	259.5	15.0	829.5
76	Tony Brand	GST	6	598.5	243.8	15.5	842.3	5	562.0	251.6	15.0	813.6	11	581.9	247.4	15.3	829.3
77	Dieter Hartmann	GOM		0.0	0.0	0.0	0.0	1	548.0	264.0	12.0	812.0	1	548.0	264.0	12.0	812.0
78	Hubert Ohl	MAE		0.0	0.0	0.0	0.0	1	578.0	232.0	16.0	810.0	1	578.0	232.0	16.0	810.0
79	Illja Latkovic	MON	4	601.8	280.3	12.3	882.0	1	587.0	223.0	16.0	810.0	5	598.8	268.8	13.0	867.6
80	Michels Markus	VTF	3	585.3	255.7	21.0	841.0	3	586.7	223.0	24.7	809.7	6	586.0	239.3	22.8	825.3
81	Josef Kraus	GST	3	591.0	249.3	18.7	840.3	6	573.5	234.7	20.2	808.2	9	579.3	239.6	19.7	818.9
82	Reiner Wilhelmy	GST	5	609.4	245.8	15.4	855.2	6	568.7	237.8	20.2	806.5	11	587.2	241.5	18.0	828.6
83	Robert Neubert	GST	5	595.4	277.4	10.2	872.8	4	566.5	239.5	17.0	806.0	9	582.6	260.6	13.2	843.1
84	Friedel Uhrig	MON	5	572.4	235.0	22.0	807.4	2	575.5	228.5	21.5	804.0	7	573.3	233.1	21.9	806.4
85	Frank Hoffmann	THA	1	554.0	181.0	34.0	735.0	1	564.0	238.0	18.0	802.0	2	559.0	209.5	26.0	768.5
86	Carsten Nickel	GEH	2	590.0	289.0	7.0	879.0	1	578.0	221.0	15.0	799.0	3	586.0	266.3	9.7	852.3
87	Dennis Eisenbach	GST	4	568.5	246.0	18.3	814.5	3	556.0	240.3	15.3	796.3	7	563.1	243.6	17.0	806.7
88	Alexander Baader	GEH		0.0	0.0	0.0	0.0	1	591.0	197.0	32.0	788.0	1	591.0	197.0	32.0	788.0
89	Richard Clemens	GHH		0.0	0.0	0.0	0.0	3	566.3	219.3	25.3	785.7	3	566.3	219.3	25.3	785.7
90	Wilfried Selzer	GST	5	580.0	228.0	17.6	808.0	4	552.3	232.5	22.5	784.8	9	567.7	230.0	19.8	797.7
91	Emil Riebe	VTF		0.0	0.0	0.0	0.0	1	589.0	195.0	26.0	784.0	1	589.0	195.0	26.0	784.0
92	Werner Barz	GHH	2	588.5	233.0	19.5	821.5	1	556.0	225.0	29.0	781.0	3	577.7	230.3	22.7	808.0
93	Winfried Klein	GST	6	584.8	276.7	10.5	861.5	4	560.3	220.8	22.0	781.0	10	575.0	254.3	15.1	829.3
94	Reinhold Haßlöcher	GEH	1	612.0	250.0	15.0	862.0	4	562.0	204.8	24.8	766.8	5	572.0	213.8	22.8	785.8
95	Peter Weschler	BOR	5	536.4	219.8	25.2	756.2	4	532.0	230.3	20.3	762.3	9	534.4	224.4	23.0	758.9
96	Sascha Ruschil	BOR		0.0	0.0	0.0	0.0	1	538.0	211.0	26.0	749.0	1	538.0	211.0	26.0	749.0
97	Kurt Keck	BOR		0.0	0.0	0.0	0.0	1	528.0	220.0	26.0	748.0	1	528.0	220.0	26.0	748.0
98	Hans-Jürgen Pabst	GST	5	588.2	231.0	20.8	819.2	4	553.8	186.0	26.8	739.8	9	572.9	211.0	23.4	783.9
99	Manfred Hinkel	GST	1	547.0	220.0	28.0	767.0	1	508.0	194.0	28.0	702.0	2	527.5	207.0	28.0	734.5
100	Michael Schmalzl	GST	4	565.3	232.5	26.0	797.8	2	483.0	208.0	23.5	691.0	6	537.8	224.3	25.2	762.2

Einzelschnittliste

Pl. Name	Club	Heimspiele					Auswärtsspiele					Gesamt				
		S	V	A	F	G	S	V	A	F	G	S	V	A	F	G
101 Uwe Köhler	GEH	1	617.0	320.0	3.0	937.0	0.0	0.0	0.0	0.0	1	617.0	320.0	3.0	937.0	
102 Markus Biebinger	GEH	2	621.5	298.0	7.0	919.5	0.0	0.0	0.0	0.0	2	621.5	298.0	7.0	919.5	
103 Tobias Kräuter	MON	2	612.0	297.0	8.0	909.0	0.0	0.0	0.0	0.0	2	612.0	297.0	8.0	909.0	
104 Christopher Braun	GHH	2	604.5	302.0	5.5	906.5	0.0	0.0	0.0	0.0	2	604.5	302.0	5.5	906.5	
105 Arno Oehmig	GHH	2	626.5	278.5	7.0	905.0	0.0	0.0	0.0	0.0	2	626.5	278.5	7.0	905.0	
106 Erich Storck	GST	2	629.5	266.0	11.5	895.5	0.0	0.0	0.0	0.0	2	629.5	266.0	11.5	895.5	
107 Udo Fetzer	GEH	1	608.0	274.0	8.0	882.0	0.0	0.0	0.0	0.0	1	608.0	274.0	8.0	882.0	
108 Wilfried Junghanß	GST	1	596.0	279.0	5.0	875.0	0.0	0.0	0.0	0.0	1	596.0	279.0	5.0	875.0	
109 Siegbert Heilig	GHH	1	583.0	256.0	13.0	839.0	0.0	0.0	0.0	0.0	1	583.0	256.0	13.0	839.0	
110 Daniel Decker	BOR	4	596.5	235.3	19.0	831.8	0.0	0.0	0.0	0.0	4	596.5	235.3	19.0	831.8	
111 Moritz Fuhrmann	THA	1	573.0	254.0	19.0	827.0	0.0	0.0	0.0	0.0	1	573.0	254.0	19.0	827.0	
112 Franz Hirsch	BOR	5	556.8	259.6	15.2	816.4	0.0	0.0	0.0	0.0	5	556.8	259.6	15.2	816.4	
113 Frank Löwer	THA	1	537.0	202.0	25.0	739.0	0.0	0.0	0.0	0.0	1	537.0	202.0	25.0	739.0	
114 Kevin Grössl	GST	1	531.0	186.0	34.0	717.0	0.0	0.0	0.0	0.0	1	531.0	186.0	34.0	717.0	
115 Sebastian Buch	MON	1	512.0	204.0	28.0	716.0	0.0	0.0	0.0	0.0	1	512.0	204.0	28.0	716.0	

Spielbegegnungen

KV Grünstadt 3 - TuS Gerolsheim 3

Erich Storck	619	256	10	875	833	9	268	565	Jürgen Dämgen
Karl Hauswirth	635	287	5	922	899	9	319	580	Albert Brunner
Robert Neubert	281	104	4	385	817	18	246	571	Reinhold Haßlöcher
Ingo Geiger	584	291	13	875	825	16	237	588	Michael Dobberstein
Werner Weickert	543	256	20	799	72	0	0	72	Hans-Jürgen Basler
Reiner Wilhelmy	603	238	17	841	788	32	197	591	Alexander Baader
Josef Kraus	280	131	9	411	719	25	256	463	Stefan Wittur
	0	0	0	0	0	0	0	0	
+155	3545	1563	78	5108	4953	109	1523	3430	

BSG Bornheim 2 - TSG Haßloch 2

Hans-Gerd Schlemilch	572	240	19	812	810	17	250	560	Alfred Kurfess
Daniel Decker	597	224	17	821	816	17	229	587	Eduard Philipp
Bernd Hundemer	572	233	20	805	836	6	257	579	Ewald Louis
Peter Weschler	547	220	20	767	836	13	249	587	Wolfgang Gast
Gerhard Weschler	571	240	15	811	879	7	303	576	Tobias Ams
Sascha Ruschil	245	93	14	338	802	18	238	564	Frank Hoffmann
Kurt Keck	263	97	16	360	0	0	0	0	Hans-Jürgen Armbrust
	0	0	0	0	0	0	0	0	
-265	3367	1347	121	4714	4979	78	1526	3453	

SKC Monsheim 4 - SG KSG Mainz / GN Essenheim 2

Mike Schaloske	578	255	14	833	914	6	330	584	Kevin Pretsch
Stephan Dobberstein	599	299	12	898	865	9	273	592	Siegfried Streck
Elias Hudel	592	325	10	917	913	8	298	615	Marcel Hunger
Tobias Uhrig	611	253	14	864	898	7	291	607	Christian Niebergall
Norbert Winkenbach	627	272	12	899	875	16	260	615	Ernst Rehbein
Maximilian Hudel	593	229	21	822	857	17	222	635	Vladimir Hecimovic
Friedel Uhrig	0	0	0	0	0	0	0	0	
	0	0	0	0	0	0	0	0	
-89	3600	1633	83	5233	5322	63	1674	3648	

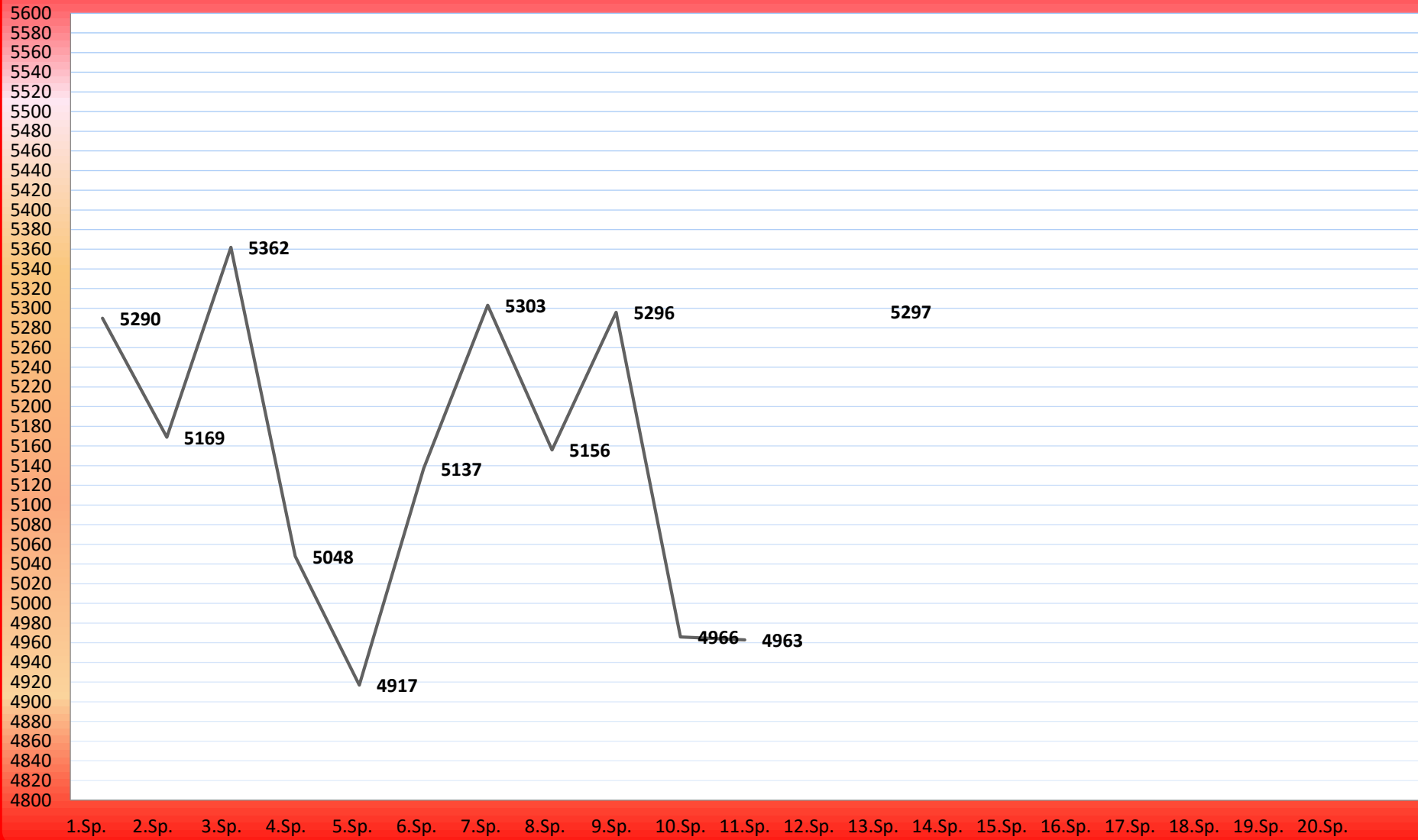
KV Grünstadt 4 - VT Frankenthal 1

Dennis Eisenbach	544	235	21	779	868	13	264	604	Martin Dicu
Winfried Klein	557	236	13	793	885	5	268	617	Walter Dicu
Wilfried Selzer	587	220	20	807	842	11	262	580	Michels Markus
Michael Schmalzl	524	225	26	749	881	9	272	609	Manfred Schröder
Hans-Jürgen Pabst	604	214	20	818	926	8	300	626	Chojowski Bernd
Tony Brand	602	264	14	866	830	10	254	576	Jörg Stramitzel
Kevin Grössl	0	0	0	0	0	0	0	0	
	0	0	0	0	0	0	0	0	
-420	3418	1394	114	4812	5232	56	1620	3612	

SKC Gommersheim 1 - SKC GH Hohenecken 2

Sven Bormann	586	286	15	872	781	29	225	556	Werner Barz
Detlef Schwender	610	281	13	891	923	14	310	613	Volker Tremmel
Gregor Kegel	305	134	6	439	849	17	266	583	Richard Clemens
Horst Küntzel	593	278	9	871	844	14	287	557	Markus Gauger
Ralf Litzel	595	243	14	838	876	6	290	586	Marcel Neu
Armin Moser	626	271	11	897	905	4	280	625	Jan Rohde
Dirk Schurig	308	117	13	425	0	0	0	0	
Friedhelm Brauch	0	0	0	0	0	0	0	0	
+55	3623	1610	81	5233	5178	84	1658	3520	

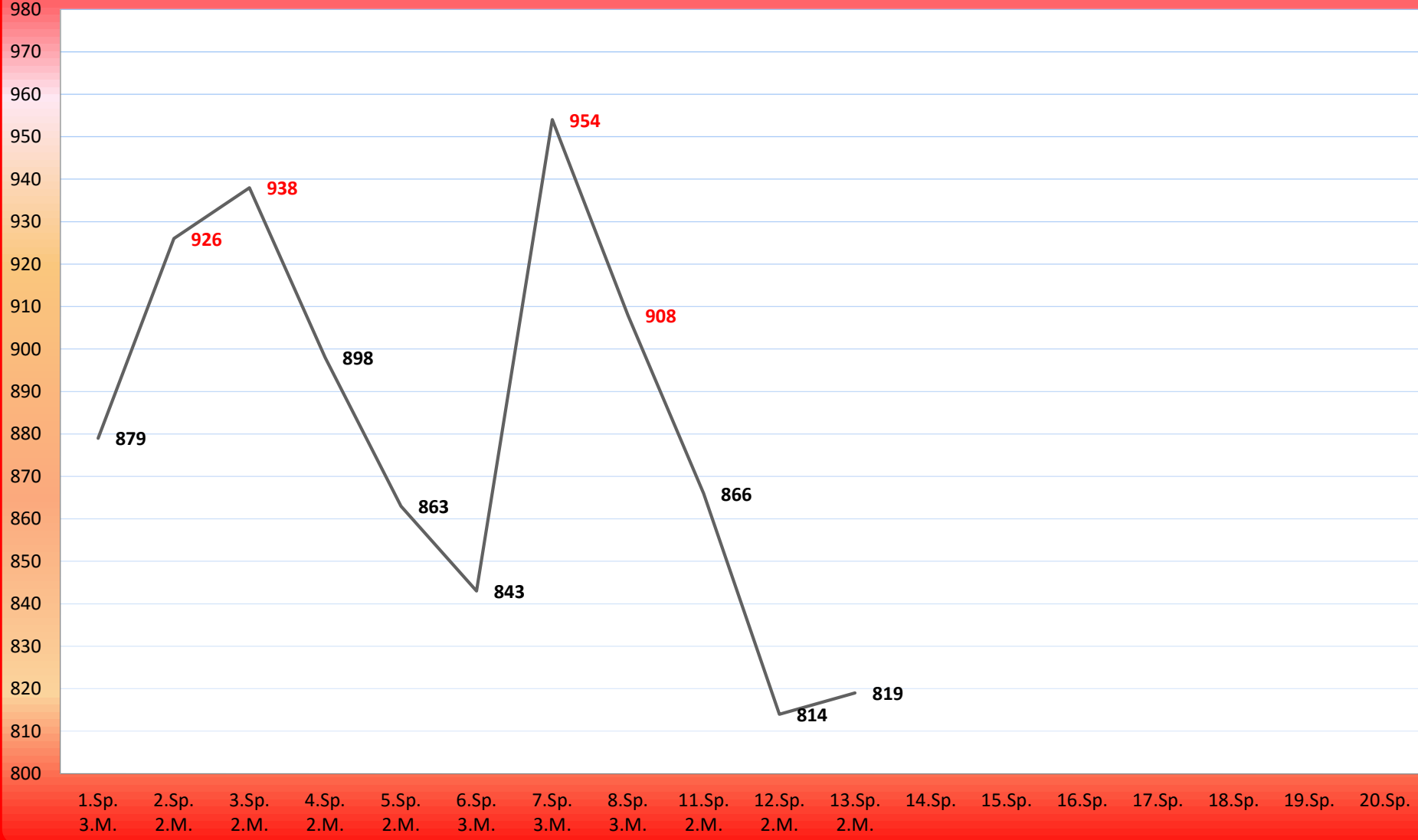
TuS Gerolsheim 3 Herren Saison 2015 - 16



Jürgen Dämgen



Tobias Bethge



Jürgen Nickel



Hans-Jürgen Basler



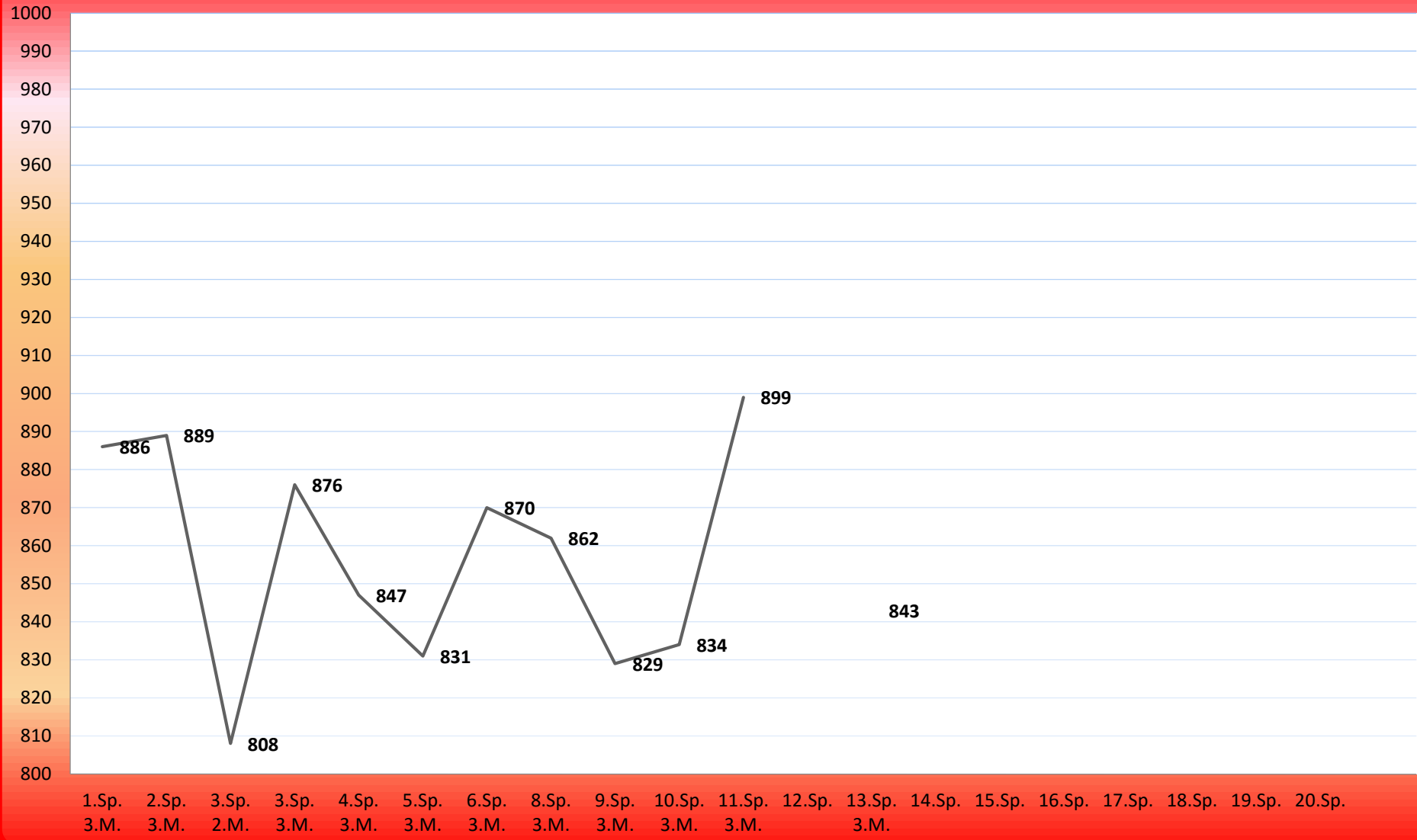
Michael Dobberstein



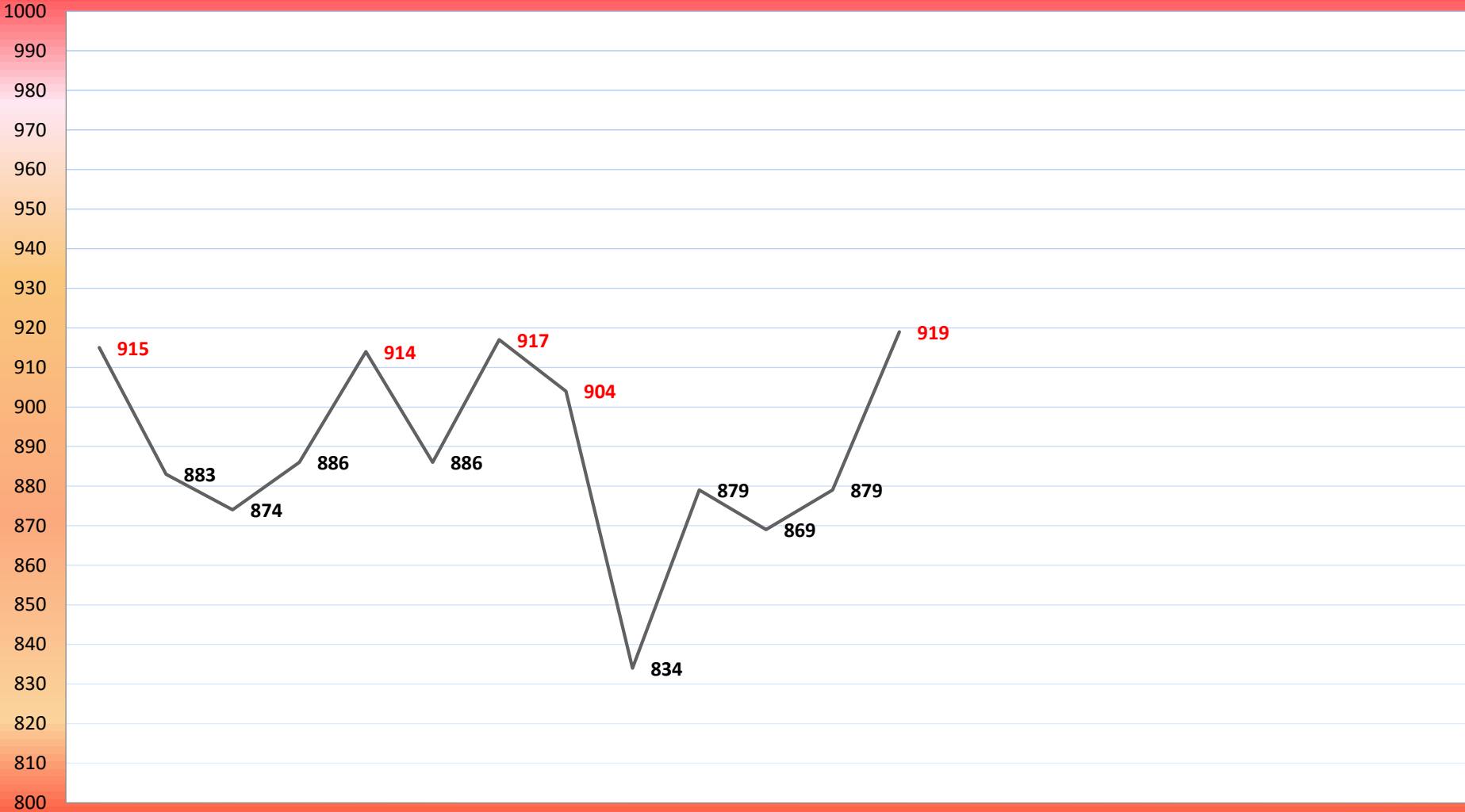
Udo Fetzer



Albert Brunner

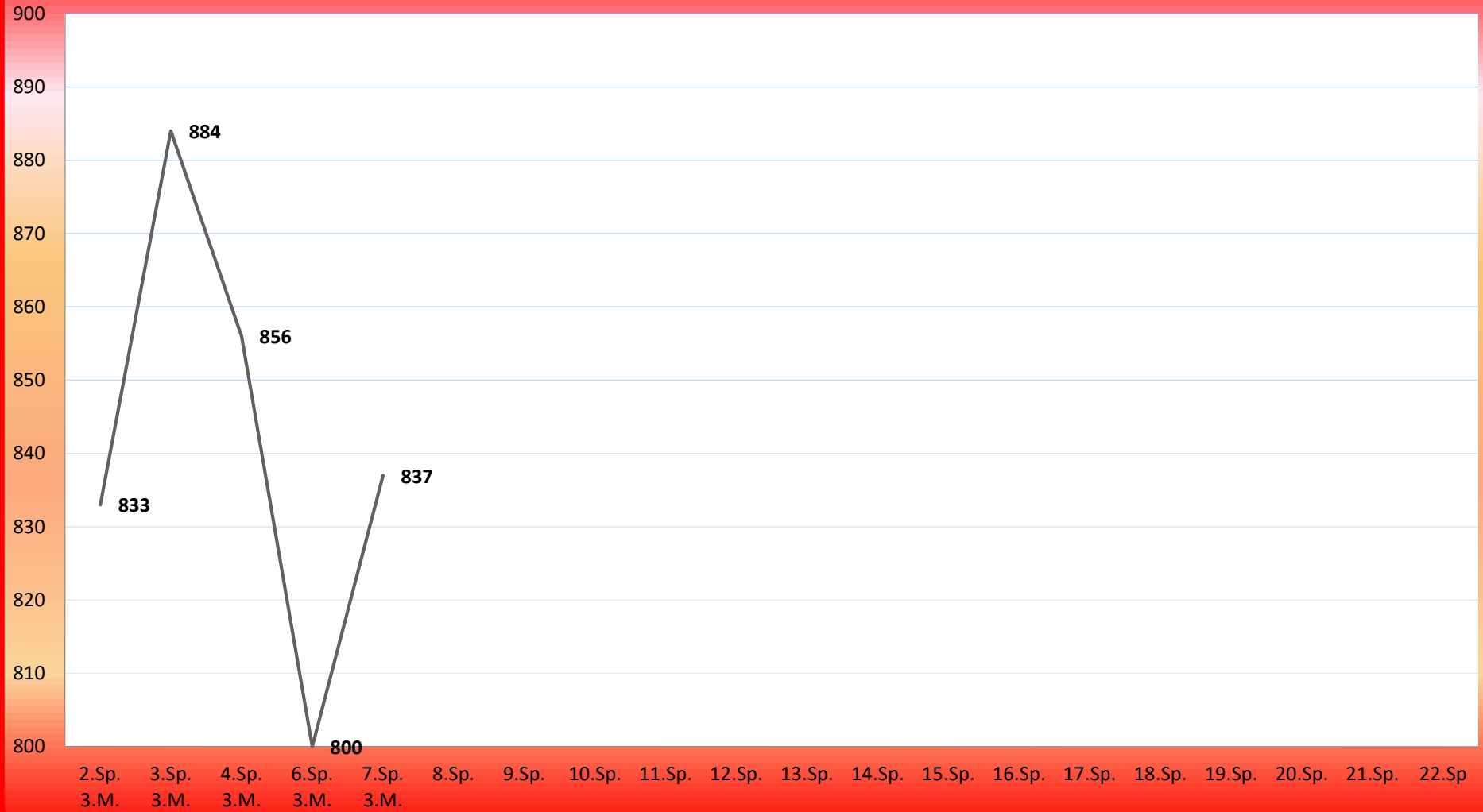


Karolj Marton

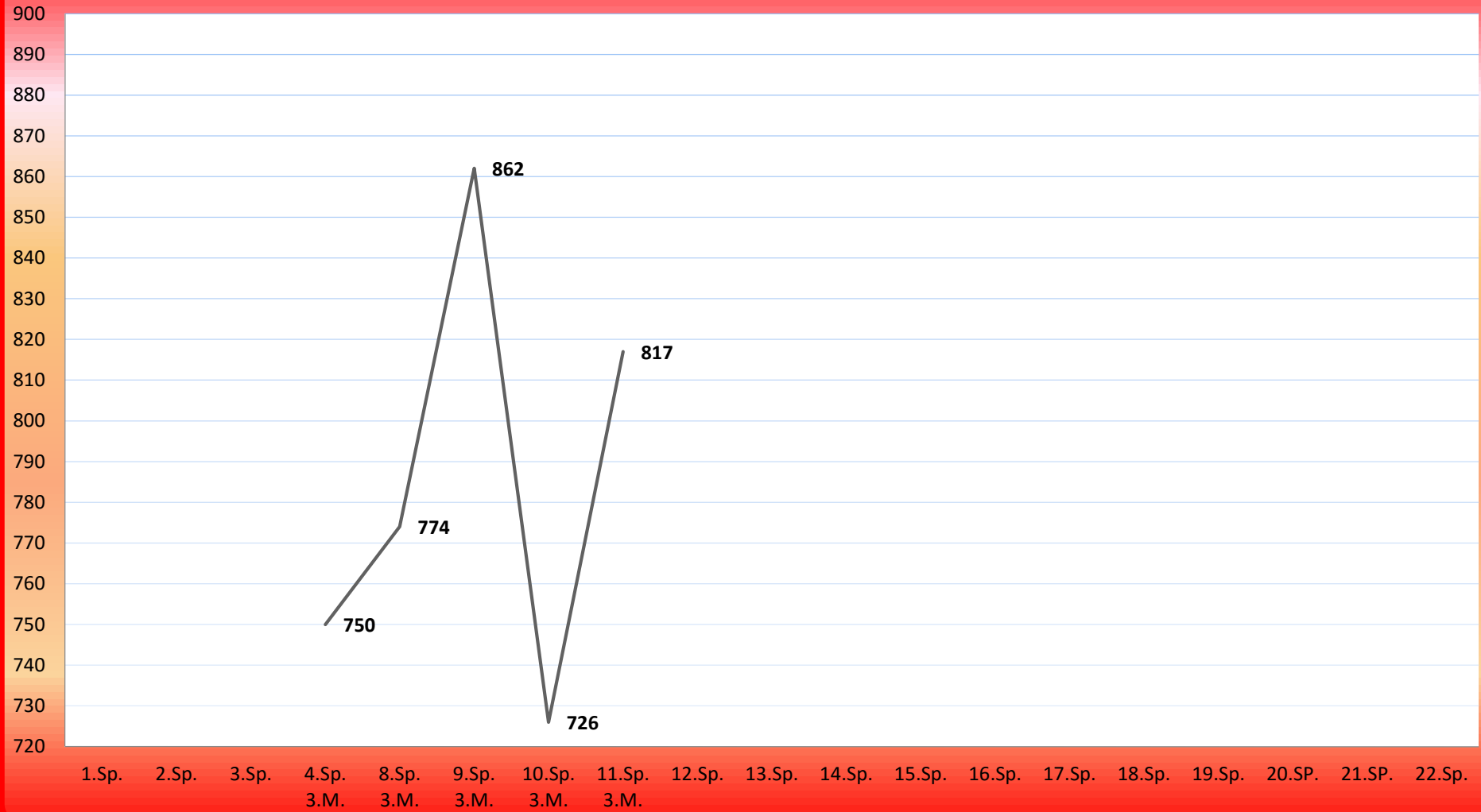


1.Sp. 2.Sp. 3.Sp. 4.Sp. 5.Sp. 6.Sp. 7.Sp. 8.Sp. 9.Sp. 9.Sp. 10.Sp. 13.Sp. 13.Sp. 14.Sp. 15.Sp. 16.Sp. 17.Sp. 18.Sp. 19.Sp. 20.SP.
3.M. 3.M. 2.M. 2.M. 2.M. 2.M. 2.M. 2.M. 2.M. 3.M. 3.M. 2.M. 3.M.

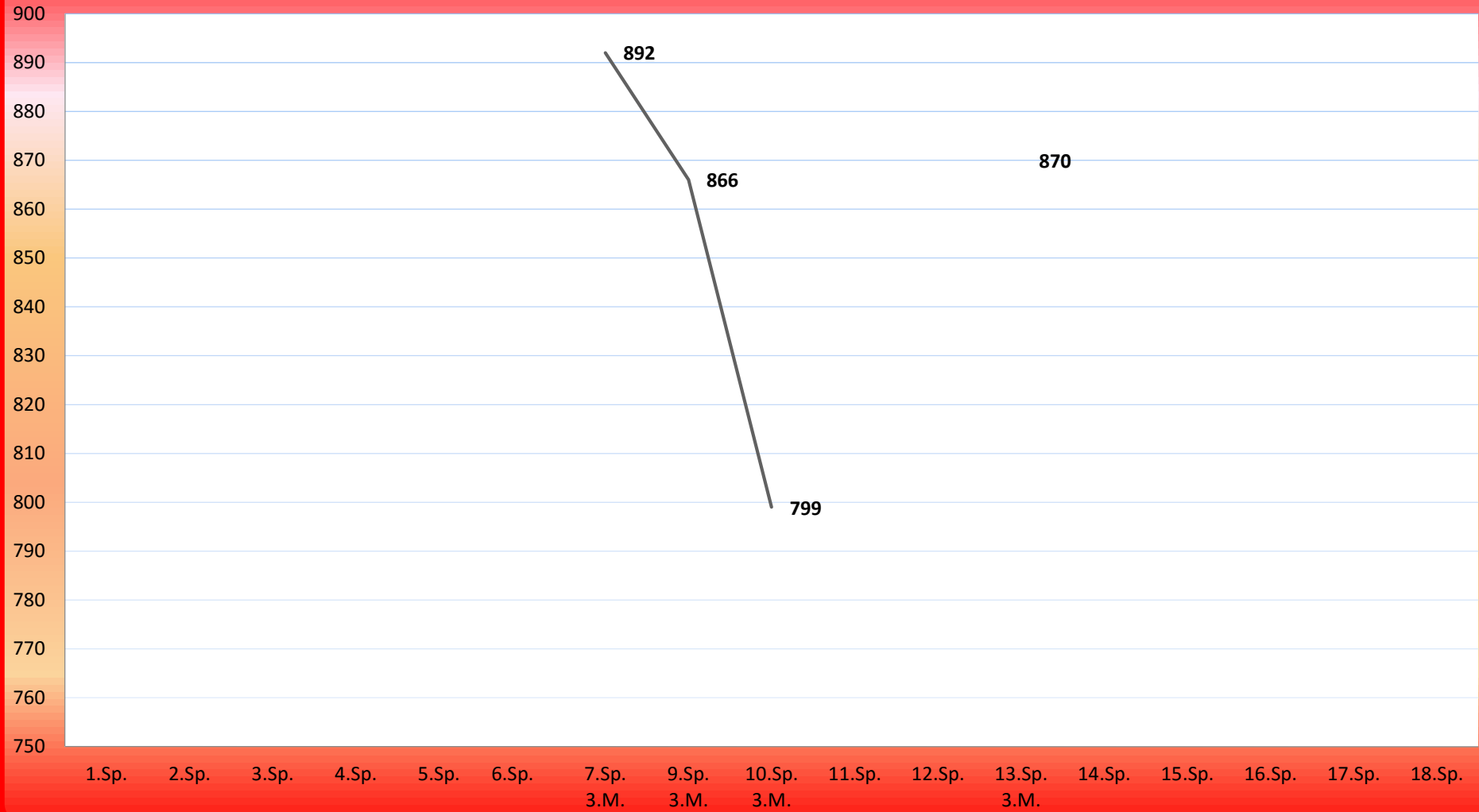
Uwe Bethge



Reinhold Haßlöcher














Carsten Nickel



Alexander Baader



TuS Gerolsheim 3 Männer Saison 2015 / 16 Gruppenliga

 TuS Gerolsheim 3	BSG Bornheim 2	KV Grünstadt 3	TSG Haßloch 2	SG KSG Mainz/GN Essenheim 2	VT Frankenthal 1	SKC GH Hohenecken 2	SKC Gommersheim 1	KV Grünstadt 4	SKC Monsheim 4
TuS Gerolsheim 3 	5290 : 5105 2 : 0	5169 : 5118 4 : 0	5362 : 5336 6 : 0	5297 : 5155	4917 : 0000 6 : 4	5108 : 4953 14 : 8	5303 : 5169 10 : 4		5296 : 4911 14 : 4
BSG Bornheim 2	4973 : 4966 14 : 6	 4714 : 4576	4714 : 4979	4832 : 5015		4976 : 4992	4822 : 4850	4855 : 4421	
KV Grünstadt 3	5108 : 4953 14 : 8				5340 : 5315	5195 : 5225	5275 : 5438	5294 : 5187	
TSG Haßloch 2		5068 : 4786	4949 : 5005		5065 : 5152	5176 : 4905	5165 : 5031	5088 : 4663	4906 : 4938
SG KSG Mainz/GN Essenheim 2	5260 : 5048 4 : 4							5084 : 4453	5186 : 4984
VT Frankenthal 1		5353 : 5185		5216 : 5209			5288 : 5085	5230 : 5259	5261 : 4742
SKC GH Hohenecken 2	5132 : 5137 8 : 4		5022 : 4831				5035 : 5011		5071 : 4990
SKC Gommersheim 1				5167 : 5078	5175 : 5327	5126 : 5094	5233 : 5178		5137 : 0000
KV Grünstadt 4	4843 : 5156 12 : 4		5018 : 5279		4973 : 5157	4812 : 5232	4987 : 5191		 4944 : 5150
SKC Monsheim 4		4861 : 4857	4909 : 4866	5121 : 5081	5233 : 5322	5197 : 5158		5129 : 5169	

Pl.	Name	Club	1	2	3	4	5	6	7	8	9	10	11	12	13	14	15	16	17	18	Gold	Silber	Bronze	Punkte	
1	Karl Hauswirth	KV Grünstadt	10	8	12	5	12	11	12	11	11	10	12	-	-	-	-	-	-	-	-	4	3	2	114
2	Vladimir Hecimovic	SG KSG Mainz / GN Essen	6	6	11	12	11	12	6	5	11	11	3	-	9	-	-	-	-	-	-	2	4	0	103
3	Armin Moser	SKC Gommersheim	12	11	6	12	10	-	8	12	10	8	10	-	-	-	-	-	-	-	3	1	3	99	
4	Egon Laudemann	BSG Bornheim	-	6	7	10	12	12	12	10	6	12	-	-	-	-	-	-	-	-	4	0	2	87	
5	Manfred Schröder	VT Frankenthal	7	12	2	9	-	12	5	12	6	12	10	-	-	-	-	-	-	-	4	0	1	87	
6	Ernst Rehbein	SG KSG Mainz / GN Essen	12	12	2	7	3	2	10	8	9	9	6	-	6	-	-	-	-	-	2	0	1	86	
7	Wolfgang Gast	TSG Haßloch	4	8	10	10	7	8	9	5	11	-	10	-	-	-	-	-	-	-	0	1	3	82	
8	Ralf Litzel	SKC Gommersheim	6	-	10	7	12	2	11	10	6	11	3	-	-	-	-	-	-	-	1	2	2	78	
9	Werner Weickert	KV Grünstadt	6	9	9	7	9	10	3	7	12	2	4	-	-	-	-	-	-	-	1	0	1	78	
10	Albert Brunner	TuS Gerolsheim	10	12	4	4	8	9	6	-	4	6	11	-	3	-	-	-	-	-	1	1	1	77	
11	Chojowski Bernd	VT Frankenthal	-	11	5	6	-	-	9	10	9	10	12	-	-	-	-	-	-	-	1	1	2	72	
12	Gerhard Weschler	BSG Bornheim	3	11	4	7	4	8	10	8	7	4	6	-	-	-	-	-	-	-	0	1	1	72	
13	Mike Schaloske	SKC Monsheim	8	7	7	8	8	11	-	-	9	11	2	-	-	-	-	-	-	-	0	2	0	71	
14	Hans-Jürgen Armbrust	TSG Haßloch	5	9	6	12	-	11	7	11	9	-	-	-	-	-	-	-	-	-	1	2	0	70	
15	Hans-Jürgen Basler	TuS Gerolsheim	4	5	2	5	12	7	10	8	-	9	-1	-	8	-	-	-	-	-	1	0	1	69	
16	Hans-Gerd Schlemilch	BSG Bornheim	2	5	5	4	6	6	8	9	8	7	7	-	-	-	-	-	-	-	0	0	0	67	
17	Volker Tremmel	SKC GH Hohenecken	5	-	12	12	7	3	-	-	7	8	12	-	-	-	-	-	-	-	3	0	0	66	
18	Tony Brand	KV Grünstadt	7	6	6	3	6	5	9	4	5	7	8	-	-	-	-	-	-	-	0	0	0	66	
19	Andreas Schulz	SG KSG Mainz / GN Essen	-	11	-	10	-	-	8	12	12	12	-	-	-	-	-	-	-	-	3	1	1	65	
20	Jörg Stramitzel	VT Frankenthal	11	8	-	-	-	10	2	9	10	9	6	-	-	-	-	-	-	-	0	1	2	65	
21	Ingo Geiger	KV Grünstadt	10	7	4	9	10	5	4	6	-	-	10	-	-	-	-	-	-	-	0	0	3	65	
22	Tobias Ams	TSG Haßloch	-	12	-	-	-	9	11	8	12	-	12	-	-	-	-	-	-	-	3	1	0	64	
23	Michael Dobberstein	TuS Gerolsheim	7	3	7	11	9	12	-	9	-	-	6	-	-	-	-	-	-	-	1	1	0	64	
24	Winfried Klein	KV Grünstadt	8	5	9	-	8	8	2	10	8	3	3	-	-	-	-	-	-	-	0	0	1	64	
25	Bernd Hundemer	BSG Bornheim	5	4	6	8	5	7	3	5	9	8	4	-	-	-	-	-	-	-	0	0	0	64	
26	Siegfried Streck	SG KSG Mainz / GN Essen	-	5	10	-	4	9	7	6	5	10	5	-	2	-	-	-	-	-	0	0	2	63	
27	Arnold Litzel	SKC Gommersheim	4	10	-	10	7	10	7	4	4	6	-	-	-	-	-	-	-	-	0	0	3	62	
28	Christian Niebergall	SG KSG Mainz / GN Essen	9	-	8	8	1	7	12	-	-	8	7	-	1	-	-	-	-	-	1	0	0	61	
29	Tobias Uhrig	SKC Monsheim	7	4	4	2	11	9	10	6	-	4	4	-	-	-	-	-	-	-	0	1	1	61	
30	Alfred Kurfess	TSG Haßloch	9	-	3	8	9	4	3	-	10	10	5	-	-	-	-	-	-	-	0	0	2	61	
31	Eduard Philipp	TSG Haßloch	-	7	1	6	8	5	8	9	2	7	8	-	-	-	-	-	-	-	0	0	0	61	
32	Bernd Müller	VT Frankenthal	5	10	10	11	-	7	-	-	11	3	-	-	-	-	-	-	-	-	0	2	2	57	
33	Robert Neubert	KV Grünstadt	4	6	8	-	-	4	5	8	2	9	-	-	-	-	-	-	-	-	0	1	0	57	
34	Norbert Winkenbach	SKC Monsheim	-	9	-	7	9	7	9	-	5	2	9	-	-	-	-	-	-	-	0	0	0	57	
35	Dieter Albrecht	SG KSG Mainz / GN Essen	11	10	-	9	2	6	11	4	3	-	-	-	-	-	-	-	-	-	0	2	1	56	
36	Marco Steffan	SKC GH Hohenecken	-	-	8	-	-	-	12	10	12	11	-	-	-	-	-	-	-	-	2	1	1	53	

37	Karolj Marton	TuS Gerolsheim	11	10	-	-	-	-	-	-	10	10	-	-	12	-	-	-	-	-	-	-	1	1	3	53
38	Sven Bormann	SKC Gommersheim	-	6	11	11	-	-	4	7	2	4	7	-	-	-	-	-	-	-	-	-	0	2	0	52
39	Klaus Stengel	SKC GH Hohenecken	-	4	10	4	9	5	2	7	3	6	-	-	-	-	-	-	-	-	-	-	0	0	1	50
40	Jürgen Dämgen	TuS Gerolsheim	9	-	-	3	10	6	5	6	-	-	7	-	4	-	-	-	-	-	-	-	0	0	1	50
41	Reiner Wilhelmy	KV Grünstadt	3	1	3	4	4	8	8	3	3	5	8	-	-	-	-	-	-	-	-	-	0	0	0	50
42	Gregor Kegel	SKC Gommersheim	8	3	-	9	6	5	3	6	8	-	1	-	-	-	-	-	-	-	-	-	0	0	0	49
43	Markus Gauger	SKC GH Hohenecken	11	9	2	5	2	2	6	2	4	-	4	-	-	-	-	-	-	-	-	-	0	1	0	47
44	Detlef Schwender	SKC Gommersheim	9	5	5	8	4	3	-	1	-	2	9	-	-	-	-	-	-	-	-	-	0	0	0	46
45	Jürgen Nickel	TuS Gerolsheim	-	11	-	-	-	-	-	12	-	11	-	-	11	-	-	-	-	-	-	-	1	3	0	45
46	Uwe Rohde	SKC GH Hohenecken	12	7	5	6	-	8	1	-	5	-	-	-	-	-	-	-	-	-	-	-	1	0	0	44
47	Illja Latkovic	SKC Monsheim	10	3	9	-	-	-	11	11	-	-	-	-	-	-	-	-	-	-	-	-	0	2	1	44
48	Ewald Louis	TSG Haßloch	11	10	-	-	10	-	-	-	-	-	11	-	-	-	-	-	-	-	-	-	0	2	2	42
49	Jens Kretzschmar	VT Frankenthal	10	9	11	3	-	3	4	-	-	-	-	-	-	-	-	-	-	-	-	-	0	1	1	40
50	Wilfried Selzer	KV Grünstadt	-	4	3	-	3	4	6	3	6	6	4	-	-	-	-	-	-	-	-	-	0	0	0	39
51	Hans-Jürgen Pabst	KV Grünstadt	5	3	4	-	5	-	5	5	4	3	5	-	-	-	-	-	-	-	-	-	0	0	0	39
52	Jan Rohde	SKC GH Hohenecken	-	12	-	-	-	-	5	9	-	-	11	-	-	-	-	-	-	-	-	-	1	1	0	37
53	Josef Kraus	KV Grünstadt	1	4	-	11	2	3	2	4	4	4	1	-	-	-	-	-	-	-	-	-	0	1	0	37
54	Horst Nied	TSG Haßloch	6	2	-	-	5	1	10	2	7	3	-	-	-	-	-	-	-	-	-	-	0	0	1	36
55	Dennis Eisenbach	KV Grünstadt	-	7	-	-	7	3	7	7	3	-	2	-	-	-	-	-	-	-	-	-	0	0	0	36
56	Tobias Bethge	TuS Gerolsheim	8	-	-	-	-	4	12	11	-	-	-	-	-	-	-	-	-	-	-	-	1	1	0	35
57	Walter Dicu	VT Frankenthal	1	-	8	12	-	-	-	-	-	-	11	-	-	-	-	-	-	-	-	-	1	1	0	32
58	Peter Braun	SKC GH Hohenecken	7	-	7	-	8	10	-	-	-	-	-	-	-	-	-	-	-	-	-	-	0	0	1	32
59	Daniel Decker	BSG Bornheim	-	-	9	-	10	4	-	-	-	-	9	-	-	-	-	-	-	-	-	-	0	0	1	32
60	Franz Hirsch	BSG Bornheim	-	-	-	-	3	1	11	-	10	5	-	-	-	-	-	-	-	-	-	-	0	1	1	30
61	Michels Markus	VT Frankenthal	3	2	-	1	-	6	1	2	8	-	7	-	-	-	-	-	-	-	-	-	0	0	0	30
62	Elias Hudel	SKC Monsheim	-	-	-	9	-	-	-	-	3	5	12	-	-	-	-	-	-	-	-	-	1	0	0	29
63	Friedel Uhrig	SKC Monsheim	1	-1	3	1	5	-	7	2	1	9	-	-	-	-	-	-	-	-	-	-	0	0	0	28
64	Stephan Dobberstein	SKC Monsheim	-	8	6	-	-	-	-	-	-	6	8	-	-	-	-	-	-	-	-	-	0	0	0	28
65	Carsten Nickel	TuS Gerolsheim	-	-	-	-	-	-	9	-	8	3	-	-	7	-	-	-	-	-	-	-	0	0	0	27
66	Tobias Kräuter	SKC Monsheim	12	-	12	-	-	-	-	-	-	-	-	-	-	-	-	-	-	-	-	-	2	0	0	24
67	Peter Weschler	BSG Bornheim	1	3	1	2	-	-	4	4	5	2	2	-	-	-	-	-	-	-	-	-	0	0	0	24
68	Reinhold Haßlöcher	TuS Gerolsheim	-	-	-	2	7	-	-	2	7	1	5	-	-	-	-	-	-	-	-	-	0	0	0	24
69	Arno Oehmig	SKC GH Hohenecken	-	-	-	-	-	11	-	-	-	12	-	-	-	-	-	-	-	-	-	-	1	1	0	23
70	Andreas Wendt	TSG Haßloch	-	-	-	2	6	-	-	3	-	12	-	-	-	-	-	-	-	-	-	-	1	0	0	23
71	Marcel Hunger	SG KSG Mainz / GN Essen	-	-	3	1	-	1	-	1	7	-	10	-	-	-	-	-	-	-	-	-	0	0	1	23
72	Gerhard Graf	SKC Monsheim	-	-	-	10	-	-	-	12	-	-	-	-	-	-	-	-	-	-	-	-	1	0	1	22
73	Christopher Braun	SKC GH Hohenecken	-	-	-	11	-	-	-	11	-	-	-	-	-	-	-	-	-	-	-	-	0	2	0	22

74	Michael Schmalzl	KV Grünstadt	3	-	-	-	1	10	1	-	1	4	1	-	-	-	-	-	-	-	-	0	0	1	21
75	Thomas Kraus	SKC Monsheim	3	-	-	-	3	-	6	3	6	-	-	-	-	-	-	-	-	-	-	0	0	0	21
76	Anton Spiegel	SKC GH Hohenecken	9	8	-	-	-	4	-	-	-	-	-	-	-	-	-	-	-	-	-	0	0	0	21
77	Markus Biebinger	TuS Gerolsheim	-	-	9	-	-	-	-	11	-	-	-	-	-	-	-	-	-	-	-	0	1	0	20
78	Martin Dicu	VT Frankenthal	2	-	1	-	-	-	-	-	5	9	-	-	-	-	-	-	-	-	-	0	0	0	17
79	Michael Kräuter	SKC Monsheim	-	2	-	-	-	6	-	7	2	-	-	-	-	-	-	-	-	-	-	0	0	0	17
80	Erich Storck	KV Grünstadt	8	-	-	-	-	-	-	-	-	9	-	-	-	-	-	-	-	-	-	0	0	0	17
81	Uwe Bethge	TuS Gerolsheim	-	2	5	6	-	1	2	-	-	-	-	-	-	-	-	-	-	-	-	0	0	0	16
82	Maximilian Hudel	SKC Monsheim	-	-	-	-	2	12	-	-	-	1	-	-	-	-	-	-	-	-	-	1	0	0	15
83	Horst Küntzel	SKC Gommersheim	-	2	-	-	-	-	-	-	7	6	-	-	-	-	-	-	-	-	-	0	0	0	15
84	Dirk Schurig	SKC Gommersheim	-	-	2	-	-	11	1	-	-	-	-	-	-	-	-	-	-	-	-	0	1	0	14
85	Hans-Peter Ferentz	VT Frankenthal	-	-	-	-	-	2	3	5	2	1	-	-	-	-	-	-	-	-	-	0	0	0	13
86	Christian Birkheimer	SG KSG Mainz / GN Essen	-	-	-	-	12	-	-	-	-	-	-	-	-	-	-	-	-	-	-	1	0	0	12
87	Alain Karsai	TuS Gerolsheim	-	-	12	-	-	-	-	-	-	-	-	-	-	-	-	-	-	-	-	1	0	0	12
88	Uwe Köhler	TuS Gerolsheim	-	-	-	-	-	-	-	12	-	-	-	-	-	-	-	-	-	-	-	1	0	0	12
89	Jörg Schlemilch	BSG Bornheim	12	-	-	-	-	-	-	-	-	-	-	-	-	-	-	-	-	-	-	1	0	0	12
90	Ludwig Doerle	SG KSG Mainz / GN Essen	-	-	12	-	-	-	-	-	-	-	-	-	-	-	-	-	-	-	-	1	0	0	12
91	Dieter Hartmann	SKC Gommersheim	-	1	1	-	1	9	-	-	-	-	-	-	-	-	-	-	-	-	-	0	0	0	12
92	Kevin Pretsch	SG KSG Mainz / GN Essen	-	-	-	-	-	-	-	-	-	11	-	-	-	-	-	-	-	-	-	0	1	0	11
93	Hans-Lothar Bechtel	KV Grünstadt	-	-	-	-	11	-	-	-	-	-	-	-	-	-	-	-	-	-	-	0	1	0	11
94	Christian Eichhorn	TSG Haßloch	-	-	11	-	-	-	-	-	-	-	-	-	-	-	-	-	-	-	-	0	1	0	11
95	Klaus Krahl	SKC GH Hohenecken	-	-	-	-	11	-	-	-	-	-	-	-	-	-	-	-	-	-	-	0	1	0	11
96	Udo Fetzer	TuS Gerolsheim	-	-	-	-	11	-	-	-	-	-	-	-	-	-	-	-	-	-	-	0	1	0	11
97	Jürgen Hinderlich	SG KSG Mainz / GN Essen	-	-	-	-	-	-	-	-	-	-	10	-	-	-	-	-	-	-	-	0	0	1	10
98	Marcel Neu	SKC GH Hohenecken	2	-	-	-	-	-	-	-	-	8	-	-	-	-	-	-	-	-	-	0	0	0	10
99	Richard Clemens	SKC GH Hohenecken	-	-	1	-	1	-	-	-	1	1	5	-	-	-	-	-	-	-	-	0	0	0	9
100	Werner Barz	SKC GH Hohenecken	-	-	-	3	-	-	-	3	-	-	2	-	-	-	-	-	-	-	-	0	0	0	8
101	Frank Billian	TSG Haßloch	-	-	8	-	-	-	-	-	-	-	-	-	-	-	-	-	-	-	-	0	0	0	8
102	Moritz Fuhrmann	TSG Haßloch	-	-	-	-	-	-	-	-	8	-	-	-	-	-	-	-	-	-	-	0	0	0	8
103	Wilfried Junghanß	KV Grünstadt	-	-	7	-	-	-	-	-	-	-	-	-	-	-	-	-	-	-	-	0	0	0	7
104	Siegbert Heilig	SKC GH Hohenecken	-	-	-	-	-	-	-	-	7	-	-	-	-	-	-	-	-	-	-	0	0	0	7
105	Manfred Hinkel	KV Grünstadt	-	-	-1	-	-	2	-	-	-	5	-	-	-	-	-	-	-	-	-	0	0	0	6
106	Alexander Walther	BSG Bornheim	6	-	-	-	-	-	-	-	-	-	-	-	-	-	-	-	-	-	-	0	0	0	6
107	Wolfgang Weschler	BSG Bornheim	-	-	-	5	-	-	-	-	-	-	-	-	-	-	-	-	-	-	-	0	0	0	5
108	Ingo Schott	SG KSG Mainz / GN Essen	-	-	-	-	-	-	-	-	-	-	5	-	-	-	-	-	-	-	-	0	0	0	5
109	Frank Hoffmann	TSG Haßloch	-	-	-	1	-	-	-	-	-	3	-	-	-	-	-	-	-	-	-	0	0	0	4
110	Horst Glock	SG KSG Mainz / GN Essen	2	-	-	-	-	-	-	-	2	-	-	-	-	-	-	-	-	-	-	0	0	0	4

111	Hubert Ohl	SG KSG Mainz / GN Essen	4	-	-	-	-	-	-	-	-	-	-	-	-	-	-	-	-	-	-	-	0	0	0	4
112	Alexander Baader	TuS Gerolsheim	-	-	-	-	-	-	-	-	3	-	-	-	-	-	-	-	-	-	-	-	0	0	0	3
113	Sebastian Buch	SKC Monsheim	-	-	-	-	1	1	-	-	-	-	-	-	-	-	-	-	-	-	-	-	0	0	0	2
114	Kurt Keck	BSG Bornheim	-	-	-	-	-	1	-	-	1	-	-	-	-	-	-	-	-	-	-	-	0	0	0	2
115	Mario Del-Pin	SG KSG Mainz / GN Essen	1	1	-	-	-	-	-	-	-	-	-	-	-	-	-	-	-	-	-	-	0	0	0	2
116	Stefan Wittur	TuS Gerolsheim	-	-	-	-	-	-	-	-	2	-	-	-	-	-	-	-	-	-	-	-	0	0	0	2
117	Hans-Peter Böhmer	TSG Haßloch	2	-	-	-	-	-	-	-	-	-	-	-	-	-	-	-	-	-	-	-	0	0	0	2
118	Emil Riebe	VT Frankenthal	-	-	-	-	-	1	-	-	-	-	-	-	-	-	-	-	-	-	-	-	0	0	0	1
119	Kevin Grössl	KV Grünstadt	-1	-	-	-	-	1	1	-	-	-	-	-	-	-	-	-	-	-	-	-	0	0	0	1
120	Timo Hesse	KV Grünstadt	-	1	-	-	-	-	-	-	-	-	-	-	-	-	-	-	-	-	-	-	0	0	0	1
121	Sascha Ruschil	BSG Bornheim	-	1	-	-	-	-	-	-	-	-	-	-	-	-	-	-	-	-	-	-	0	0	0	1
122	Frank Löwer	TSG Haßloch	-	-	-	-	-	-	-	1	-	-	-	-	-	-	-	-	-	-	-	-	0	0	0	1