

Spielbericht

v3.3

CLUBSPIEL	<input checked="" type="checkbox"/>
POKALSPIEL	<input type="checkbox"/>
LÄNDERSPIEL	<input type="checkbox"/>
KV-SPIEL	<input type="checkbox"/>

SENIOREN	<input type="checkbox"/>
FRAUEN	<input type="checkbox"/>
MÄNNER	<input checked="" type="checkbox"/>
U23	<input type="checkbox"/>
U18/14/10	<input type="checkbox"/>

Land:	Rheinhessen-Pfalz	Datum:	19.12.2015
Ort:	Bornheim		
Bahnanlage:	Freizeitcenter Bornheim		
Spielbeginn	09:43 Uhr	Spielende:	14:20 Uhr
Liga	Gruppenliga - Männer	Spieltag:	10

Heimmannschaft: **BSG Bornheim 2**

Gastmannschaft: **TuS Gerolsheim 3**

Pass-Nr	Vorname, Name	Mon/Jahr	Voll	Abtorenen	Fehler	Gesamt	Pass-Nr	Vorname, Name	Mon/Jahr	Voll	Abtorenen	Fehler	Gesamt
10B1353	Franz Hirsch		576	257	14	833	10A2403	Carsten Nickel		578	221	15	799
10A4761	Hans-Gerd Schlemilch		601	236	24	837	10A4138	Albert Brunner		573	281	18	834
10A4755	Bernd Hundemer		577	263	13	840	10A2394	Jürgen Nickel		582	300	7	882
10A4767	Peter Weschler		530	248	20	778	10B1516	Reinhold Haßlöcher		544	182	27	726
10A4759	Egon Laudemann		610	276	15	886	10A2398	Karolj Marton		601	268	5	869
10A4766	Gerhard Weschler		576	223	21	799	10A4141	Hans-Jürgen Basler		600	256	16	856
Differenz: 7			3470	1503	107	4973				3478	1488	86	4966

1) Bahn/Kugelmateral in Ordnung Ja Nein
 2) Pässe in Ordnung Ja Nein
 Protest Ja Nein
 4) Verletzung Ja Nein
 5) Verwarnung Ja Nein
 6) Sonstiges Ja Nein

Schiedsrichter O.K. Ja Nein

Schiedsrichter O.K. Ja Nein

Anlagen

Heimmannschaft:

Schiedsrichter/Aufsicht:

Gastmannschaft:

Ergebnisse:

VT Frankenthal 1	- SKC Gommersheim 1	5230 : 5259
TSG Haßloch 2	- SKC Monsheim 4	4906 : 4938
SKC GH Hohenecken 2	- KV Grünstadt 3	5022 : 4831
SG KSG Mainz / GN Essenheim 2	- KV Grünstadt 4	5084 : 4453
BSG Bornheim 2	- TuS Gerolsheim 3	4973 : 4966

Tabelle:

Pl.	Mannschaft	Sp.	Punkte	Kegel	DS-H	DS-A	DS-G
1	SG KSG Mainz / GN Essenheim 2	10	16 : 4	51836	5176,5	5188,3	5183,6
2	TuS Gerolsheim 3	10	14 : 6	50694	5064,5	5076,8	5069,4
3	SKC GH Hohenecken 2	9	12 : 6	46174	5109,3	5147,4	5130,4
4	SKC Monsheim 4	9	12 : 6	45200	5043,4	4995,8	5022,2
5	SKC Gommersheim 1	10	12 : 8	51250	5151,3	5107,5	5125,0
6	VT Frankenthal 1	10	10 : 10	46730	5269,6	5095,5	5192,2
7	TSG Haßloch 2	10	8 : 12	50945	5040,2	5176,0	5094,5
8	KV Grünstadt 3	10	8 : 12	50779	5276,0	4945,8	5077,9
9	BSG Bornheim 2	10	6 : 14	49105	4862,0	4983,3	4910,5
10	KV Grünstadt 4	10	0 : 20	43044	4953,0	4569,8	4782,7

Mannschaft der Woche:

Pl.	Name	Club	Ges.	V	A	F
1	Manfred Schröder	VTF	927	621	306	8
2	Ralf Litzel	GOM	921	610	311	8
3	Arno Oehmig	GHH	910	636	274	2
4	Chojowski Bernd	VTF	909	608	301	7
5	Jörg Stramitzel	VTF	909	627	282	10
6	Armin Moser	GOM	907	623	284	10

Gesamt: 5483

Top 16 der Saison:

Pl.	Name	Club	AS	HS	GS
1	Vladimir Hecimovic	MAE	900.3	875.0	890.2
2	Michael Dobberstein	GEH	897.7	862.3	877.4
3	Armin Moser	GOM	891.4	934.0	910.3
4	Ralf Litzel	GOM	888.8	856.0	874.2
5	Hans-Jürgen Armbrust	THA	886.0	864.5	875.3
6	Chojowski Bernd	VTF	876.0	897.5	888.3
7	Egon Laudemann	BOR	872.7	842.6	853.9
8	Mike Schaloske	MON	872.5	869.7	871.3
9	Bernd Müller	VTF	871.5	898.0	890.4
10	Karl Hauswirth	GST	870.7	933.8	895.9
11	Jörg Stramitzel	VTF	869.3	897.3	885.3
12	Wolfgang Gast	THA	868.8	857.8	862.7
13	Arnold Litzel	GOM	860.4	831.5	847.6
14	Manfred Schröder	VTF	860.3	912.8	889.4
15	Gerhard Weschler	BOR	860.3	801.8	827.8
16	Sven Bormann	GOM	860.0	842.7	852.6

Top-Spieler der Saison - ab Platz 17:

(mindestens 2/3 der Spiele)

Pl.	Name	Club	AS	HS	GS
17	Albert Brunner	GEH	858.5	862.2	861.3
18	Alfred Kurfess	THA	856.0	844.0	848.5
19	Siegfried Streck	MAE	855.6	843.7	851.1
20	Markus Gauger	GHH	854.5	826.3	842.4
21	Ernst Rehbein	MAE	851.7	877.8	862.1
22	Christian Niebergall	MAE	851.5	854.7	852.9
23	Hans-Jürgen Basler	GEH	850.3	866.2	860.3
24	Dieter Albrecht	MAE	850.0	873.3	858.8
25	Ingo Geiger	GST	850.0	872.3	861.1
26	Eduard Philipp	THA	845.7	826.0	832.6
27	Klaus Stengel	GHH	842.8	834.3	838.5
28	Bernd Hundemer	BOR	836.3	794.0	812.8
29	Tobias Uhrig	MON	834.0	848.6	843.1
30	Hans-Gerd Schlemilch	BOR	831.8	803.2	815.9
31	Gregor Kegel	GOM	827.3	851.5	841.1
32	Werner Weickert	GST	824.7	888.5	850.2
33	Detlef Schwender	GOM	821.4	857.0	831.6
34	Horst Nied	THA	818.0	816.8	817.3
35	Tony Brand	GST	813.6	837.6	825.6
36	Josef Kraus	GST	808.2	840.3	818.9
37	Reiner Wilhelmy	GST	806.5	858.8	827.4
38	Robert Neubert	GST	806.0	872.8	843.1
39	Wilfried Selzer	GST	784.8	808.3	796.5
40	Winfried Klein	GST	781.0	875.2	833.3
41	Peter Weschler	BOR	762.3	745.3	755.0
42	Hans-Jürgen Pabst	GST	739.8	819.5	779.6

Einzelchnittliste

Pl.	Name	PBL	Club	AS	HS	GS	Sp. A	Sp. H	Akt.
1	Christian Birkheimer	866	MAE	966.0	0.0	966.0	1		0
2	Christian Eichhorn	1022	THA	950.0	0.0	950.0	1		0
3	Andreas Schulz	947	MAE	942.5	882.3	902.3	2	4	882
4	Jürgen Nickel	986	GEH	931.0	887.0	909.0	1	1	0
5	Jörg Schlemilch	960	BOR	922.0	0.0	922.0	1		0
6	Hans-Lothar Bechtel	911	GST	914.0	0.0	914.0	1		0
7	Frank Billian	957	THA	907.0	0.0	907.0	1		0
8	Marco Steffan	920	GHH	906.0	906.5	906.2	3	2	887
9	Vladimir Hecimovic	939	MAE	900.3	875.0	890.2	6	4	882
10	Maximilian Hudel	982	MON	898.0	805.0	851.5	1	1	0
11	Michael Dobberstein	968	GEH	897.7	862.3	877.4	3	4	0
12	Walter Dicu	923	VTF	893.0	958.0	925.5	1	1	0
13	Armin Moser	971	GOM	891.4	934.0	910.3	5	4	907
14	Ralf Litzel	929	GOM	888.8	856.0	874.2	5	4	921
15	Ludwig Doerle	931	MAE	888.0	0.0	888.0	1		0
16	Hans-Jürgen Armbrust	991	THA	886.0	864.5	875.3	4	4	0
17	Horst Küntzel	873	GOM	884.0	0.0	884.0	1		884
18	Ewald Louis	950	THA	880.0	867.5	871.7	1	2	0
19	Volker Tremmel	907	GHH	879.8	837.0	865.5	4	2	846
20	Klaus Krahl	0	GHH	878.0	0.0	878.0	1		0
21	Anton Spiegel	906	GHH	877.0	851.0	868.3	2	1	0
22	Chojowski Bernd	961	VTF	876.0	897.5	888.3	3	4	909
23	Tobias Ams	1003	THA	876.0	898.7	889.6	2	3	0
24	Tobias Bethge	950	GEH	875.5	916.5	896.0	2	2	0
25	Jens Kretzschmar	910	VTF	873.7	852.3	863.0	3	3	0
26	Egon Laudemann	913	BOR	872.7	842.6	853.9	3	5	0
27	Mike Schaloske	936	MON	872.5	869.7	871.3	4	3	859
28	Bernd Müller	947	VTF	871.5	898.0	890.4	2	5	839
29	Karl Hauswirth	977	GST	870.7	933.8	895.9	6	4	865
30	Jörg Stramitzel	976	VTF	869.3	897.3	885.3	3	4	909
31	Alexander Walther	922	BOR	869.0	0.0	869.0	1		0
32	Wolfgang Gast	949	THA	868.8	857.8	862.7	4	5	0
33	Peter Braun	909	GHH	866.3	892.0	872.8	3	1	0
34	Wolfgang Weschler	930	BOR	865.0	0.0	865.0	1		0
35	Uwe Rohde	945	GHH	861.0	859.5	860.5	4	2	0
36	Arnold Litzel	905	GOM	860.4	831.5	847.6	5	4	867
37	Manfred Schröder	932	VTF	860.3	912.8	889.4	4	5	927
38	Gerhard Weschler	905	BOR	860.3	801.8	827.8	4	5	0
39	Sven Bormann	914	GOM	860.0	842.7	852.6	4	3	858
40	Albert Brunner	965	GEH	858.5	862.2	861.3	2	6	0
41	Alfred Kurfess	962	THA	856.0	844.0	848.5	3	5	835
42	Siegfried Streck	907	MAE	855.6	843.7	851.1	5	3	854
43	Markus Gauger	929	GHH	854.5	826.3	842.4	4	3	0
44	Marcel Neu	978	GHH	853.0	0.0	853.0	1		0
45	Ernst Rehbein	907	MAE	851.7	877.8	862.1	6	4	848
46	Christian Niebergall	933	MAE	851.5	854.7	852.9	4	3	821
47	Hans-Jürgen Basler	923	GEH	850.3	866.2	860.3	3	5	0
48	Dieter Albrecht	903	MAE	850.0	873.3	858.8	5	3	0
49	Ingo Geiger	898	GST	850.0	872.3	861.1	4	4	0
50	Eduard Philipp	964	THA	845.7	826.0	832.6	3	6	825

Einzelschnittliste

Pl.	Name	PBL	Club	AS	HS	GS	Sp. A	Sp. H	Akt.
51	Thomas Kraus	948	MON	845.0	801.8	810.4	1	4	0
52	Stephan Dobberstein	930	MON	845.0	863.0	851.0	2	1	824
53	Jan Rohde	1015	GHH	843.0	905.5	884.7	1	2	0
54	Klaus Stengel	903	GHH	842.8	834.3	838.5	4	4	820
55	Jürgen Dämgen	941	GEH	839.3	866.7	853.0	3	3	0
56	Norbert Winkenbach	940	MON	837.5	858.5	844.5	4	2	802
57	Bernd Hundemer	852	BOR	836.3	794.0	812.8	4	5	0
58	Tobias Uhrig	980	MON	834.0	848.6	843.1	3	5	807
59	Friedel Uhrig	887	MON	834.0	807.4	811.8	1	5	834
60	Hans-Gerd Schlemilch	902	BOR	831.8	803.2	815.9	4	5	0
61	Uwe Bethge	933	GEH	828.0	851.3	842.0	2	3	0
62	Gregor Kegel	941	GOM	827.3	851.5	841.1	3	4	0
63	Marcel Hunger	914	MAE	825.5	0.0	825.5	2		0
64	Werner Weickert	913	GST	824.7	888.5	850.2	6	4	742
65	Dirk Schurig	906	GOM	823.7	0.0	823.7	3		0
66	Michael Kräuter	837	MON	823.5	800.0	815.7	2	1	0
67	Detlef Schwender	934	GOM	821.4	857.0	831.6	5	2	822
68	Hans-Peter Böhmer	937	THA	821.0	0.0	821.0	1		0
69	Horst Nied	936	THA	818.0	816.8	817.3	3	5	803
70	Hans-Peter Ferentz	0	VTF	817.5	795.3	804.2	2	3	784
71	Andreas Wendt	832	THA	816.0	834.0	829.5	1	3	877
72	Tony Brand	0	GST	813.6	837.6	825.6	5	5	808
73	Elias Hudel	852	MON	813.5	0.0	813.5	2		812
74	Dieter Hartmann	0	GOM	812.0	0.0	812.0	1		0
75	Hubert Ohl	444	MAE	810.0	0.0	810.0	1		0
76	Illja Latkovic	898	MON	810.0	882.0	867.6	1	4	0
77	Josef Kraus	873	GST	808.2	840.3	818.9	6	3	791
78	Reiner Wilhelmy	876	GST	806.5	858.8	827.4	6	4	817
79	Robert Neubert	914	GST	806.0	872.8	843.1	4	5	851
80	Martin Dicu	444	VTF	799.0	862.0	830.5	1	1	862
81	Dennis Eisenbach	865	GST	796.3	826.3	811.3	3	3	0
82	Michels Markus	905	VTF	793.5	841.0	822.0	2	3	0
83	Wilfried Selzer	897	GST	784.8	808.3	796.5	4	4	803
84	Emil Riebe	793	VTF	784.0	0.0	784.0	1		0
85	Winfried Klein	844	GST	781.0	875.2	833.3	4	5	765
86	Peter Weschler	890	BOR	762.3	745.3	755.0	4	3	0
87	Reinhold Haßlöcher	0	GEH	762.0	862.0	795.3	2	1	0
88	Richard Clemens	832	GHH	754.0	0.0	754.0	2		0
89	Sascha Ruschil	770	BOR	749.0	0.0	749.0	1		0
90	Kurt Keck	879	BOR	748.0	0.0	748.0	1		0
91	Hans-Jürgen Pabst	884	GST	739.8	819.5	779.6	4	4	671
92	Manfred Hinkel	0	GST	702.0	767.0	734.5	1	1	702
93	Michael Schmalzl	829	GST	691.0	814.0	764.8	2	3	675
94	Uwe Köhler	1047	GEH	0.0	937.0	937.0		1	0
95	Christopher Braun	961	GHH	0.0	935.0	935.0		1	0
96	Markus Biebinger	955	GEH	0.0	919.5	919.5		2	0
97	Erich Storck	933	GST	0.0	916.0	916.0		1	0
98	Tobias Kräuter	937	MON	0.0	909.0	909.0		2	0
99	Arno Oehmig	952	GHH	0.0	905.0	905.0		2	910
100	Karolj Marton	989	GEH	0.0	892.3	892.3		3	0

Einzelschnittliste

Pl.	Name	PBL	Club	AS	HS	GS	Sp. A	Sp. H	Akt.
101	Udo Fetzer	1017	GEH	0.0	882.0	882.0		1	0
102	Carsten Nickel	942	GEH	0.0	879.0	879.0		2	0
103	Wilfried Junghanß	932	GST	0.0	875.0	875.0		1	0
104	Gerhard Graf	973	MON	0.0	874.0	874.0		1	0
105	Siegbert Heilig	916	GHH	0.0	839.0	839.0		1	839
106	Daniel Decker	923	BOR	0.0	835.3	835.3		3	0
107	Moritz Fuhrmann	418	THA	0.0	827.0	827.0		1	827
108	Werner Barz	867	GHH	0.0	823.0	823.0		1	0
109	Franz Hirsch	0	BOR	0.0	812.3	812.3		4	0
110	Frank Löwer	0	THA	0.0	739.0	739.0		1	739
111	Frank Hoffmann	953	THA	0.0	735.0	735.0		1	0
112	Kevin Grössl	0	GST	0.0	717.0	717.0		1	0
113	Sebastian Buch	831	MON	0.0	716.0	716.0		1	0



Einzelchnittliste

Pl.	Name	Club	Heimspiele					Auswärtsspiele					Gesamt				
			S	V	A	F	G	S	V	A	F	G	S	V	A	F	G
1	Christian Birkheimer	MAE		0.0	0.0	0.0	0.0	1	611.0	355.0	4.0	966.0	1	611.0	355.0	4.0	966.0
2	Christian Eichhorn	THA		0.0	0.0	0.0	0.0	1	642.0	308.0	4.0	950.0	1	642.0	308.0	4.0	950.0
3	Andreas Schulz	MAE	4	589.8	292.5	4.0	882.3	2	634.5	308.0	3.0	942.5	6	604.7	297.7	3.7	902.3
4	Jürgen Nickel	GEH	1	580.0	307.0	4.0	887.0	1	637.0	294.0	2.0	931.0	2	608.5	300.5	3.0	909.0
5	Jörg Schlemilch	BOR		0.0	0.0	0.0	0.0	1	603.0	319.0	6.0	922.0	1	603.0	319.0	6.0	922.0
6	Hans-Lothar Bechtel	GST		0.0	0.0	0.0	0.0	1	602.0	312.0	7.0	914.0	1	602.0	312.0	7.0	914.0
7	Frank Billian	THA		0.0	0.0	0.0	0.0	1	611.0	296.0	6.0	907.0	1	611.0	296.0	6.0	907.0
8	Marco Steffan	GHH	2	614.0	292.5	7.0	906.5	3	614.3	291.7	5.7	906.0	5	614.2	292.0	6.2	906.2
9	Vladimir Hecimovic	MAE	4	585.5	289.5	6.5	875.0	6	596.7	303.7	5.5	900.3	10	592.2	298.0	5.9	890.2
10	Maximilian Hudel	MON	1	570.0	235.0	17.0	805.0	1	599.0	299.0	10.0	898.0	2	584.5	267.0	13.5	851.5
11	Michael Dobberstein	GEH	4	603.5	258.8	12.0	862.3	3	612.7	285.0	10.3	897.7	7	607.4	270.0	11.3	877.4
12	Walter Dicu	VTF	1	635.0	323.0	8.0	958.0	1	628.0	265.0	15.0	893.0	2	631.5	294.0	11.5	925.5
13	Armin Moser	GOM	4	630.3	303.8	4.5	934.0	5	612.2	279.2	6.8	891.4	9	620.2	290.1	5.8	910.3
14	Ralf Litzel	GOM	4	587.0	269.0	15.8	856.0	5	599.8	289.0	11.4	888.8	9	594.1	280.1	13.3	874.2
15	Ludwig Doerle	MAE		0.0	0.0	0.0	0.0	1	605.0	283.0	8.0	888.0	1	605.0	283.0	8.0	888.0
16	Hans-Jürgen Armbrust	THA	4	620.8	243.8	21.8	864.5	4	621.8	264.3	16.8	886.0	8	621.3	254.0	19.3	875.3
17	Horst Küntzel	GOM		0.0	0.0	0.0	0.0	1	615.0	269.0	19.0	884.0	1	615.0	269.0	19.0	884.0
18	Ewald Louis	THA	2	596.0	271.5	7.5	867.5	1	610.0	270.0	10.0	880.0	3	600.7	271.0	8.3	871.7
19	Volker Tremmel	GHH	2	587.0	250.0	12.5	837.0	4	608.5	271.3	12.3	879.8	6	601.3	264.2	12.3	865.5
20	Klaus Krahl	GHH		0.0	0.0	0.0	0.0	1	580.0	298.0	13.0	878.0	1	580.0	298.0	13.0	878.0
21	Anton Spiegel	GHH	1	597.0	254.0	15.0	851.0	2	595.5	281.5	11.0	877.0	3	596.0	272.3	12.3	868.3
22	Chojowski Bernd	VTF	4	603.5	294.0	8.0	897.5	3	599.7	276.3	9.0	876.0	7	601.9	286.4	8.4	888.3
23	Tobias Ams	THA	3	602.3	296.3	3.3	898.7	2	602.5	273.5	9.5	876.0	5	602.4	287.2	5.8	889.6
24	Tobias Bethge	GEH	2	606.5	310.0	10.0	916.5	2	604.0	271.5	9.5	875.5	4	605.3	290.8	9.8	896.0
25	Jens Kretzschmar	VTF	3	597.3	255.0	16.3	852.3	3	604.3	269.3	15.7	873.7	6	600.8	262.2	16.0	863.0
26	Egon Laudemann	BOR	5	592.8	249.8	16.6	842.6	3	595.0	277.7	16.3	872.7	8	593.6	260.3	16.5	853.9
27	Mike Schaloske	MON	3	582.0	287.7	12.3	869.7	4	602.0	270.5	7.8	872.5	7	593.4	277.9	9.7	871.3
28	Bernd Müller	VTF	5	615.6	282.4	6.8	898.0	2	586.0	285.5	6.5	871.5	7	607.1	283.3	6.7	890.4
29	Karl Hauswirth	GST	4	623.8	310.0	5.5	933.8	6	600.0	270.7	10.2	870.7	10	609.5	286.4	8.3	895.9
30	Jörg Stramitzel	VTF	4	604.3	293.0	10.8	897.3	3	600.3	269.0	13.7	869.3	7	602.6	282.7	12.0	885.3
31	Alexander Walther	BOR		0.0	0.0	0.0	0.0	1	617.0	252.0	12.0	869.0	1	617.0	252.0	12.0	869.0
32	Wolfgang Gast	THA	5	593.0	264.8	10.8	857.8	4	606.3	262.5	11.3	868.8	9	598.9	263.8	11.0	862.7
33	Peter Braun	GHH	1	616.0	276.0	14.0	892.0	3	595.0	271.3	11.7	866.3	4	600.3	272.5	12.3	872.8
34	Wolfgang Weschler	BOR		0.0	0.0	0.0	0.0	1	588.0	277.0	14.0	865.0	1	588.0	277.0	14.0	865.0
35	Uwe Rohde	GHH	2	603.0	256.5	18.0	859.5	4	579.8	281.3	12.8	861.0	6	587.5	273.0	14.5	860.5
36	Arnold Litzel	GOM	4	581.5	250.0	12.8	831.5	5	596.0	264.4	13.6	860.4	9	589.6	258.0	13.2	847.6
37	Manfred Schröder	VTF	5	620.4	292.4	9.8	912.8	4	595.5	264.8	12.5	860.3	9	609.3	280.1	11.0	889.4
38	Gerhard Weschler	BOR	5	566.0	235.8	18.6	801.8	4	602.3	258.0	16.3	860.3	9	582.1	245.7	17.6	827.8
39	Sven Bormann	GOM	3	604.7	238.0	18.7	842.7	4	591.8	268.3	16.8	860.0	7	597.3	255.3	17.6	852.6
40	Albert Brunner	GEH	6	589.0	273.2	8.3	862.2	2	586.0	272.5	9.5	858.5	8	588.3	273.0	8.6	861.3
41	Alfred Kurfess	THA	5	591.8	252.2	12.4	844.0	3	612.3	243.7	14.0	856.0	8	599.5	249.0	13.0	848.5
42	Siegfried Streck	MAE	3	586.7	257.0	12.7	843.7	5	579.8	275.8	10.0	855.6	8	582.4	268.8	11.0	851.1
43	Markus Gauger	GHH	3	591.0	235.3	15.3	826.3	4	602.8	251.8	13.0	854.5	7	597.7	244.7	14.0	842.4
44	Marcel Neu	GHH		0.0	0.0	0.0	0.0	1	593.0	260.0	5.0	853.0	1	593.0	260.0	5.0	853.0
45	Ernst Rehbein	MAE	4	589.5	288.3	7.8	877.8	6	573.7	278.0	10.2	851.7	10	580.0	282.1	9.2	862.1
46	Christian Niebergall	MAE	3	583.7	271.0	11.3	854.7	4	584.0	267.5	16.0	851.5	7	583.9	269.0	14.0	852.9
47	Hans-Jürgen Basler	GEH	5	598.0	268.2	8.4	866.2	3	586.3	264.0	11.0	850.3	8	593.6	266.6	9.4	860.3
48	Dieter Albrecht	MAE	3	604.7	268.7	14.0	873.3	5	579.2	270.8	8.8	850.0	8	588.8	270.0	10.8	858.8
49	Ingo Geiger	GST	4	609.0	263.3	12.0	872.3	4	591.8	258.3	13.3	850.0	8	600.4	260.8	12.6	861.1
50	Eduard Philipp	THA	6	575.7	250.3	15.0	826.0	3	587.0	258.7	18.3	845.7	9	579.4	253.1	16.1	832.6

Einzelschnittliste

Pl.	Name	Club	Heimspiele					Auswärtsspiele					Gesamt				
			S	V	A	F	G	S	V	A	F	G	S	V	A	F	G
51	Thomas Kraus	MON	4	564.5	237.3	19.3	801.8	1	572.0	273.0	19.0	845.0	5	566.0	244.4	19.2	810.4
52	Stephan Dobberstein	MON	1	601.0	262.0	13.0	863.0	2	584.0	261.0	11.0	845.0	3	589.7	261.3	11.7	851.0
53	Jan Rohde	GHH	2	614.5	291.0	10.0	905.5	1	553.0	290.0	8.0	843.0	3	594.0	290.7	9.3	884.7
54	Klaus Stengel	GHH	4	573.3	261.0	10.3	834.3	4	589.5	253.3	11.3	842.8	8	581.4	257.1	10.8	838.5
55	Jürgen Dämgen	GEH	3	599.3	267.3	10.0	866.7	3	596.7	242.7	16.0	839.3	6	598.0	255.0	13.0	853.0
56	Norbert Winkenbach	MON	2	596.0	262.5	15.5	858.5	4	587.5	250.0	13.0	837.5	6	590.3	254.2	13.8	844.5
57	Bernd Hundemer	BOR	5	570.8	223.2	20.6	794.0	4	586.5	249.8	15.8	836.3	9	577.8	235.0	18.4	812.8
58	Tobias Uhrig	MON	5	599.8	248.8	19.4	848.6	3	586.3	247.7	13.0	834.0	8	594.8	248.4	17.0	843.1
59	Friedel Uhrig	MON	5	572.4	235.0	22.0	807.4	1	598.0	236.0	21.0	834.0	6	576.7	235.2	21.8	811.8
60	Hans-Gerd Schlemilch	BOR	5	563.2	240.0	16.4	803.2	4	587.3	244.5	17.0	831.8	9	573.9	242.0	16.7	815.9
61	Uwe Bethge	GEH	3	595.7	255.7	12.0	851.3	2	570.0	258.0	8.0	828.0	5	585.4	256.6	10.4	842.0
62	Gregor Kegel	GOM	4	577.8	273.8	8.5	851.5	3	578.0	249.3	11.3	827.3	7	577.9	263.3	9.7	841.1
63	Marcel Hunger	MAE		0.0	0.0	0.0	0.0	2	581.5	244.0	12.0	825.5	2	581.5	244.0	12.0	825.5
64	Werner Weickert	GST	4	610.8	277.8	14.5	888.5	6	580.3	244.3	18.5	824.7	10	592.5	257.7	16.9	850.2
65	Dirk Schurig	GOM		0.0	0.0	0.0	0.0	3	571.7	252.0	17.3	823.7	3	571.7	252.0	17.3	823.7
66	Michael Kräuter	MON	1	544.0	256.0	22.0	800.0	2	569.0	254.5	20.5	823.5	3	560.7	255.0	21.0	815.7
67	Detlef Schwender	GOM	2	600.0	257.0	11.0	857.0	5	582.0	239.4	16.6	821.4	7	587.1	244.4	15.0	831.6
68	Hans-Peter Böhmer	THA		0.0	0.0	0.0	0.0	1	603.0	218.0	22.0	821.0	1	603.0	218.0	22.0	821.0
69	Horst Nied	THA	5	575.6	241.2	16.0	816.8	3	579.3	238.7	20.3	818.0	8	577.0	240.3	17.6	817.3
70	Hans-Peter Ferentz	VTF	3	576.3	219.0	25.0	795.3	2	613.5	204.0	34.0	817.5	5	591.2	213.0	28.6	804.2
71	Andreas Wendt	THA	3	570.7	263.3	14.3	834.0	1	568.0	248.0	17.0	816.0	4	570.0	259.5	15.0	829.5
72	Tony Brand	GST	5	597.8	239.8	15.8	837.6	5	562.0	251.6	15.0	813.6	10	579.9	245.7	15.4	825.6
73	Elias Hudel	MON		0.0	0.0	0.0	0.0	2	580.5	233.0	18.5	813.5	2	580.5	233.0	18.5	813.5
74	Dieter Hartmann	GOM		0.0	0.0	0.0	0.0	1	548.0	264.0	12.0	812.0	1	548.0	264.0	12.0	812.0
75	Hubert Ohl	MAE		0.0	0.0	0.0	0.0	1	578.0	232.0	16.0	810.0	1	578.0	232.0	16.0	810.0
76	Illja Latkovic	MON	4	601.8	280.3	12.3	882.0	1	587.0	223.0	16.0	810.0	5	598.8	268.8	13.0	867.6
77	Josef Kraus	GST	3	591.0	249.3	18.7	840.3	6	573.5	234.7	20.2	808.2	9	579.3	239.6	19.7	818.9
78	Reiner Wilhelmy	GST	4	611.0	247.8	15.0	858.8	6	568.7	237.8	20.2	806.5	10	585.6	241.8	18.1	827.4
79	Robert Neubert	GST	5	595.4	277.4	10.2	872.8	4	566.5	239.5	17.0	806.0	9	582.6	260.6	13.2	843.1
80	Martin Dicu	VTF	1	577.0	285.0	12.0	862.0	1	554.0	245.0	18.0	799.0	2	565.5	265.0	15.0	830.5
81	Dennis Eisenbach	GST	3	576.7	249.7	17.3	826.3	3	556.0	240.3	15.3	796.3	6	566.3	245.0	16.3	811.3
82	Michels Markus	VTF	3	585.3	255.7	21.0	841.0	2	590.0	203.5	31.5	793.5	5	587.2	234.8	25.2	822.0
83	Wilfried Selzer	GST	4	578.3	230.0	17.0	808.3	4	552.3	232.5	22.5	784.8	8	565.3	231.3	19.8	796.5
84	Emil Riebe	VTF		0.0	0.0	0.0	0.0	1	589.0	195.0	26.0	784.0	1	589.0	195.0	26.0	784.0
85	Winfried Klein	GST	5	590.4	284.8	10.0	875.2	4	560.3	220.8	22.0	781.0	9	577.0	256.3	15.3	833.3
86	Peter Weschler	BOR	3	535.0	210.3	28.7	745.3	4	532.0	230.3	20.3	762.3	7	533.3	221.7	23.9	755.0
87	Reinhold Haßlöcher	GEH	1	612.0	250.0	15.0	862.0	2	566.5	195.5	27.0	762.0	3	581.7	213.7	23.0	795.3
88	Richard Clemens	GHH		0.0	0.0	0.0	0.0	2	558.0	196.0	29.5	754.0	2	558.0	196.0	29.5	754.0
89	Sascha Ruschil	BOR		0.0	0.0	0.0	0.0	1	538.0	211.0	26.0	749.0	1	538.0	211.0	26.0	749.0
90	Kurt Keck	BOR		0.0	0.0	0.0	0.0	1	528.0	220.0	26.0	748.0	1	528.0	220.0	26.0	748.0
91	Hans-Jürgen Pabst	GST	4	584.3	235.3	21.0	819.5	4	553.8	186.0	26.8	739.8	8	569.0	210.6	23.9	779.6
92	Manfred Hinkel	GST	1	547.0	220.0	28.0	767.0	1	508.0	194.0	28.0	702.0	2	527.5	207.0	28.0	734.5
93	Michael Schmalzl	GST	3	579.0	235.0	26.0	814.0	2	483.0	208.0	23.5	691.0	5	540.6	224.2	25.0	764.8
94	Uwe Köhler	GEH	1	617.0	320.0	3.0	937.0		0.0	0.0	0.0	0.0	1	617.0	320.0	3.0	937.0
95	Christopher Braun	GHH	1	622.0	313.0	7.0	935.0		0.0	0.0	0.0	0.0	1	622.0	313.0	7.0	935.0
96	Markus Biebinger	GEH	2	621.5	298.0	7.0	919.5		0.0	0.0	0.0	0.0	2	621.5	298.0	7.0	919.5
97	Erich Storck	GST	1	640.0	276.0	13.0	916.0		0.0	0.0	0.0	0.0	1	640.0	276.0	13.0	916.0
98	Tobias Kräuter	MON	2	612.0	297.0	8.0	909.0		0.0	0.0	0.0	0.0	2	612.0	297.0	8.0	909.0
99	Arno Oehmig	GHH	2	626.5	278.5	7.0	905.0		0.0	0.0	0.0	0.0	2	626.5	278.5	7.0	905.0
100	Karolj Marton	GEH	3	617.7	274.7	7.3	892.3		0.0	0.0	0.0	0.0	3	617.7	274.7	7.3	892.3

Einzelschnittliste

Pl. Name	Club	Heimspiele					Auswärtsspiele					Gesamt				
		S	V	A	F	G	S	V	A	F	G	S	V	A	F	G
101 Udo Fetzer	GEH	1	608.0	274.0	8.0	882.0	0.0	0.0	0.0	0.0	0.0	1	608.0	274.0	8.0	882.0
102 Carsten Nickel	GEH	2	590.0	289.0	7.0	879.0	0.0	0.0	0.0	0.0	0.0	2	590.0	289.0	7.0	879.0
103 Wilfried Junghanß	GST	1	596.0	279.0	5.0	875.0	0.0	0.0	0.0	0.0	0.0	1	596.0	279.0	5.0	875.0
104 Gerhard Graf	MON	1	598.0	276.0	6.0	874.0	0.0	0.0	0.0	0.0	0.0	1	598.0	276.0	6.0	874.0
105 Siegbert Heilig	GHH	1	583.0	256.0	13.0	839.0	0.0	0.0	0.0	0.0	0.0	1	583.0	256.0	13.0	839.0
106 Daniel Decker	BOR	3	596.3	239.0	19.7	835.3	0.0	0.0	0.0	0.0	0.0	3	596.3	239.0	19.7	835.3
107 Moritz Fuhrmann	THA	1	573.0	254.0	19.0	827.0	0.0	0.0	0.0	0.0	0.0	1	573.0	254.0	19.0	827.0
108 Werner Barz	GHH	1	586.0	237.0	17.0	823.0	0.0	0.0	0.0	0.0	0.0	1	586.0	237.0	17.0	823.0
109 Franz Hirsch	BOR	4	552.0	260.3	15.5	812.3	0.0	0.0	0.0	0.0	0.0	4	552.0	260.3	15.5	812.3
110 Frank Löwer	THA	1	537.0	202.0	25.0	739.0	0.0	0.0	0.0	0.0	0.0	1	537.0	202.0	25.0	739.0
111 Frank Hoffmann	THA	1	554.0	181.0	34.0	735.0	0.0	0.0	0.0	0.0	0.0	1	554.0	181.0	34.0	735.0
112 Kevin Grössl	GST	1	531.0	186.0	34.0	717.0	0.0	0.0	0.0	0.0	0.0	1	531.0	186.0	34.0	717.0
113 Sebastian Buch	MON	1	512.0	204.0	28.0	716.0	0.0	0.0	0.0	0.0	0.0	1	512.0	204.0	28.0	716.0

Deutsche Classic-Kegler Union e.V.
RHEINHESSEN-PFALZ

Spielbegegnungen

VT Frankenthal 1 - SKC Gommersheim 1

Manfred Schröder	621	306	8	927	921	8	311	610	Ralf Litzel
Chojowski Bernd	608	301	7	909	907	10	284	623	Armin Moser
Martin Dicu	577	285	12	862	822	20	243	579	Detlef Schwender
Hans-Peter Ferentz	566	218	27	784	884	19	269	615	Horst Küntzel
Jörg Stramitzel	627	282	10	909	867	16	263	604	Arnold Litzel
Bernd Müller	587	252	10	839	858	17	266	592	Sven Bormann
	0	0	0	0	0	0	0	0	Dieter Hartmann
	0	0	0	0	0	0	0	0	Friedhelm Brauch
-29	3586	1644	74	5230	5259	90	1636	3623	

TSG Haßloch 2 - SKC Monsheim 4

Frank Löwer	537	202	25	739	834	21	236	598	Friedel Uhrig
Moritz Fuhrmann	573	254	19	827	824	11	266	558	Stephan Dobberstein
Andreas Wendt	579	298	11	877	812	17	244	568	Elias Hudel
Alfred Kurfess	597	238	18	835	802	14	221	581	Norbert Winkenbach
Eduard Philipp	582	243	16	825	859	10	267	592	Mike Schaloske
Horst Nied	573	230	17	803	807	13	257	550	Tobias Uhrig
	0	0	0	0	0	0	0	0	Michael Kräuter
	0	0	0	0	0	0	0	0	
-32	3441	1465	106	4906	4938	86	1491	3447	

SKC GH Hohenecken 2 - KV Grünstadt 3

Marco Steffan	609	278	7	887	865	8	273	592	Karl Hauswirth
Volker Tremmel	577	269	9	846	765	28	203	562	Winfried Klein
Arno Oehmig	636	274	2	910	851	13	259	592	Robert Neubert
Uwe Rohde	271	52	3	323	791	20	235	556	Josef Kraus
Klaus Stengel	563	257	8	820	817	22	247	570	Reiner Wilhelmy
Siegbert Heilig	583	256	13	839	742	27	202	540	Werner Weickert
Richard Clemens	260	137	14	397	0	0	0	0	
	0	0	0	0	0	0	0	0	
+191	3499	1523	56	5022	4831	118	1419	3412	












SG KSG Mainz / GN Essenheim 2 - KV Grünstadt 4

Ernst Rehbein	575	273	11	848	702	28	194	508	Manfred Hinkel
Siegfried Streck	602	252	14	854	808	16	238	570	Tony Brand
Horst Glock	292	132	7	424	675	27	202	473	Michael Schmalzl
Christian Niebergall	554	267	9	821	803	28	224	579	Wilfried Selzer
Vladimir Hecimovic	601	281	7	882	671	36	157	514	Hans-Jürgen Pabst
Andreas Schulz	592	290	5	882	397	9	118	279	Josef Kraus
Alexander Hombach	252	121	10	373	397	8	106	291	Atilla Pabst
Pierre Schulz	0	0	0	0	0	0	0	0	
+631	3468	1616	63	5084	4453	152	1239	3214	

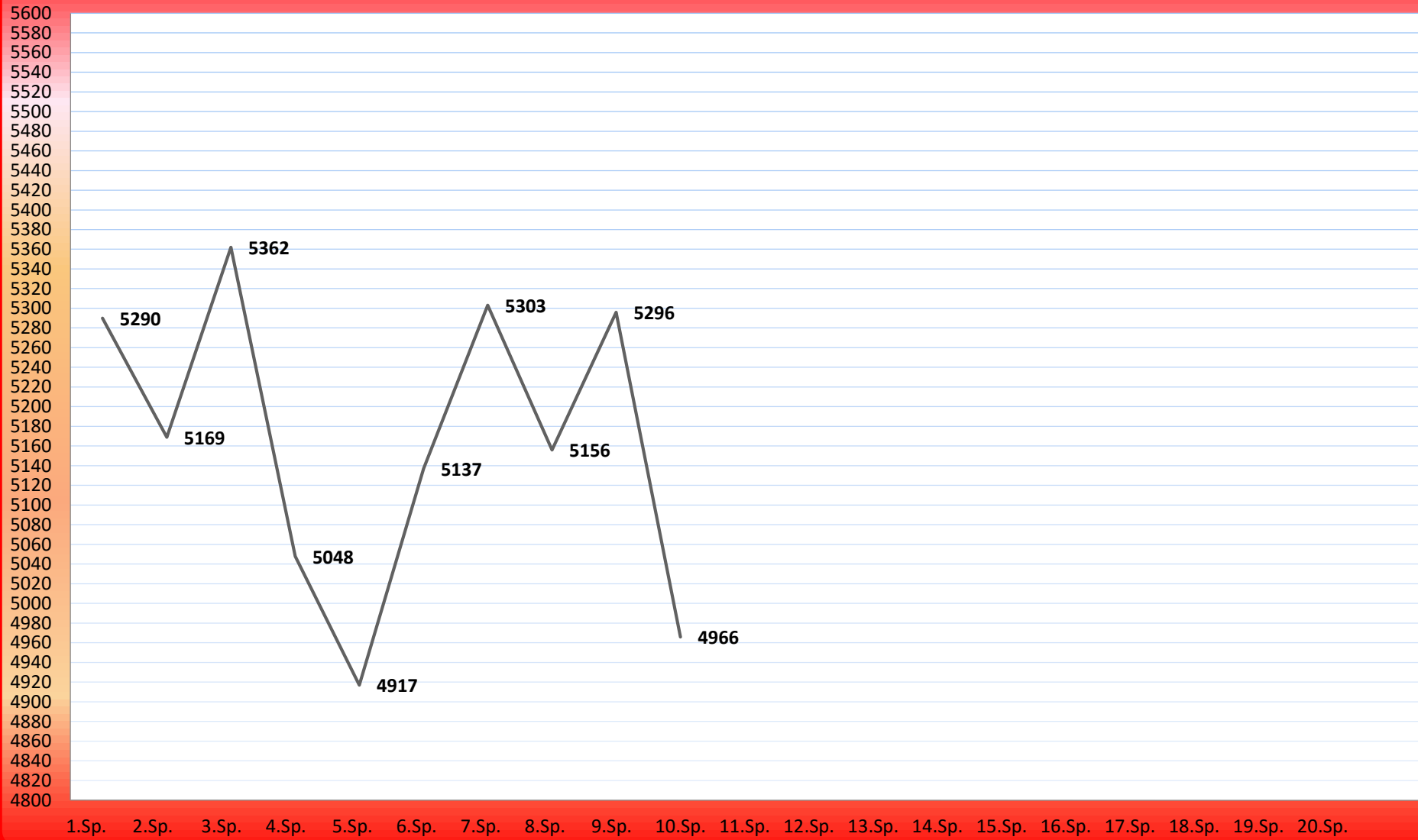
BSG Bornheim 2 - TuS Gerolsheim 3

Franz Hirsch	576	257	14	833	799	15	221	578	Carsten Nickel
Hans-Gerd Schlemilch	601	236	24	837	834	16	261	573	Albert Brunner
Bernd Hundemer	577	263	13	840	882	7	300	582	Jürgen Nickel
Peter Weschler	530	248	20	778	726	27	182	544	Reinhold Haßlöcher
Egon Laudemann	610	276	15	886	869	5	268	601	Karolj Marton
Gerhard Weschler	576	223	21	799	856	16	256	600	Hans-Jürgen Basler
	0	0	0	0	0	0	0	0	
	0	0	0	0	0	0	0	0	
+7	3470	1503	107	4973	4966	86	1488	3478	

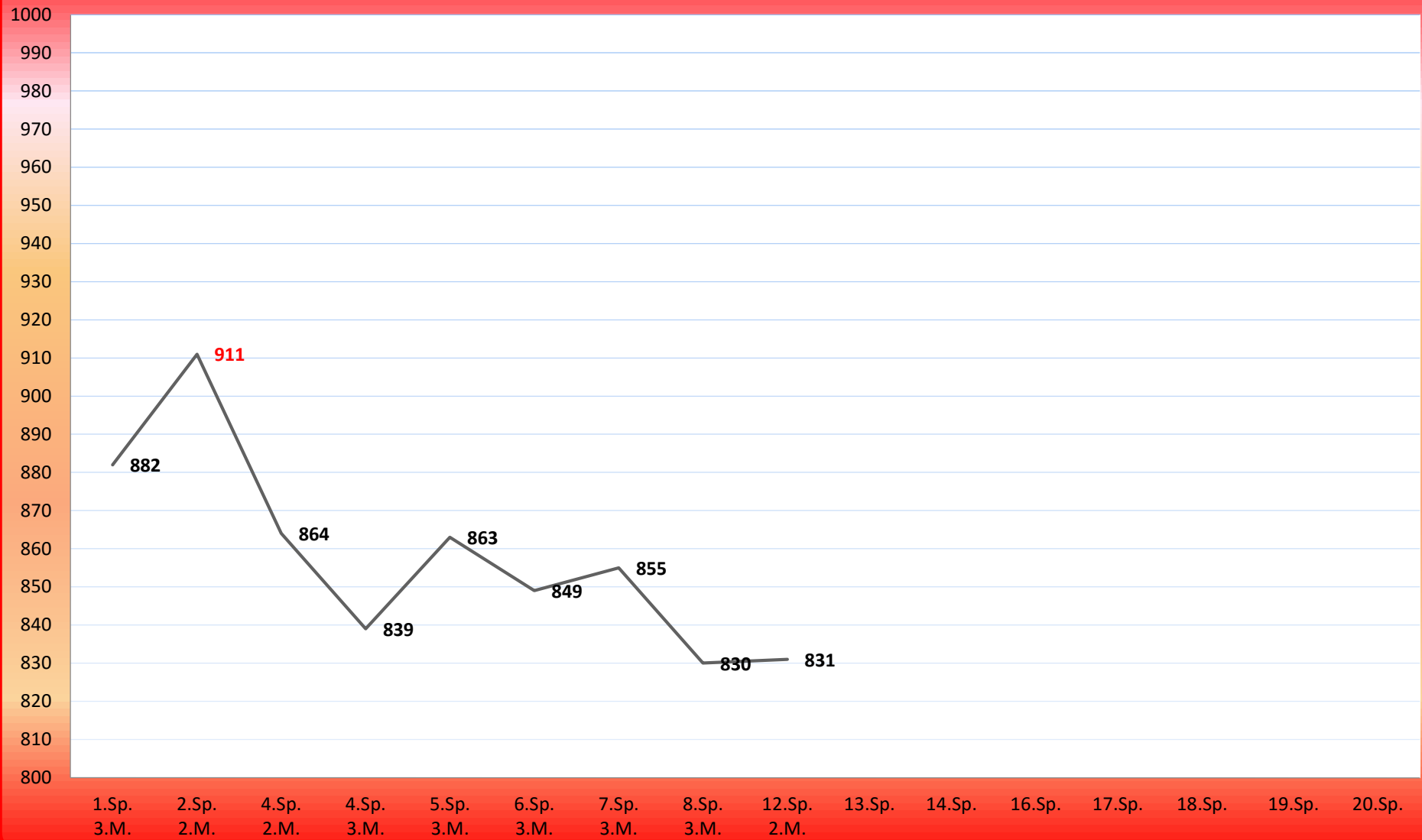
TuS Gerolsheim 3 Männer Saison 2015 / 16 Gruppenliga

 TuS Gerolsheim 3	BSG Bornheim 2	KV Grünstadt 3	TSG Haßloch 2	SG KSG Mainz/GN Essenheim 2	VT Frankenthal 1	SKC GH Hohenecken 2	SKC Gommersheim 1	KV Grünstadt 4	SKC Monsheim 4
TuS Gerolsheim 3 	5290 : 5105 2 : 0	5169 : 5118 4 : 0	5362 : 5336 6 : 0		4917 : 0000 6 : 4		5303 : 5169 10 : 4		5296 : 4911 14 : 4
BSG Bornheim 2	4973 : 4966 14 : 6 	4714 : 4576		4832 : 5015		4976 : 4992	4822 : 4850	4855 : 4421	
KV Grünstadt 3				5340 : 5315	5195 : 5225	5275 : 5438	5294 : 5187		
TSG Haßloch 2	5068 : 4786	4949 : 5005		5065 : 5152	5176 : 4905	5165 : 5031		5088 : 4663	4906 : 4938
SG KSG Mainz/GN Essenheim 2	5260 : 5048 4 : 4							5084 : 4453	5186 : 4984
VT Frankenthal 1	5353 : 5185		5216 : 5209			5288 : 5085	5230 : 5259	5261 : 4742	
SKC GH Hohenecken 2	5132 : 5137 8 : 4		5022 : 4831				5035 : 5011		09.01.2016
SKC Gommersheim 1				5167 : 5078	5175 : 5327	5126 : 5094		5137 : 0000	
KV Grünstadt 4	4843 : 5156 12 : 4		5018 : 5279		4973 : 5157		4987 : 5191		4944 : 5150
SKC Monsheim 4		4861 : 4857	4909 : 4866	5121 : 5081		5197 : 5158		5129 : 5169	

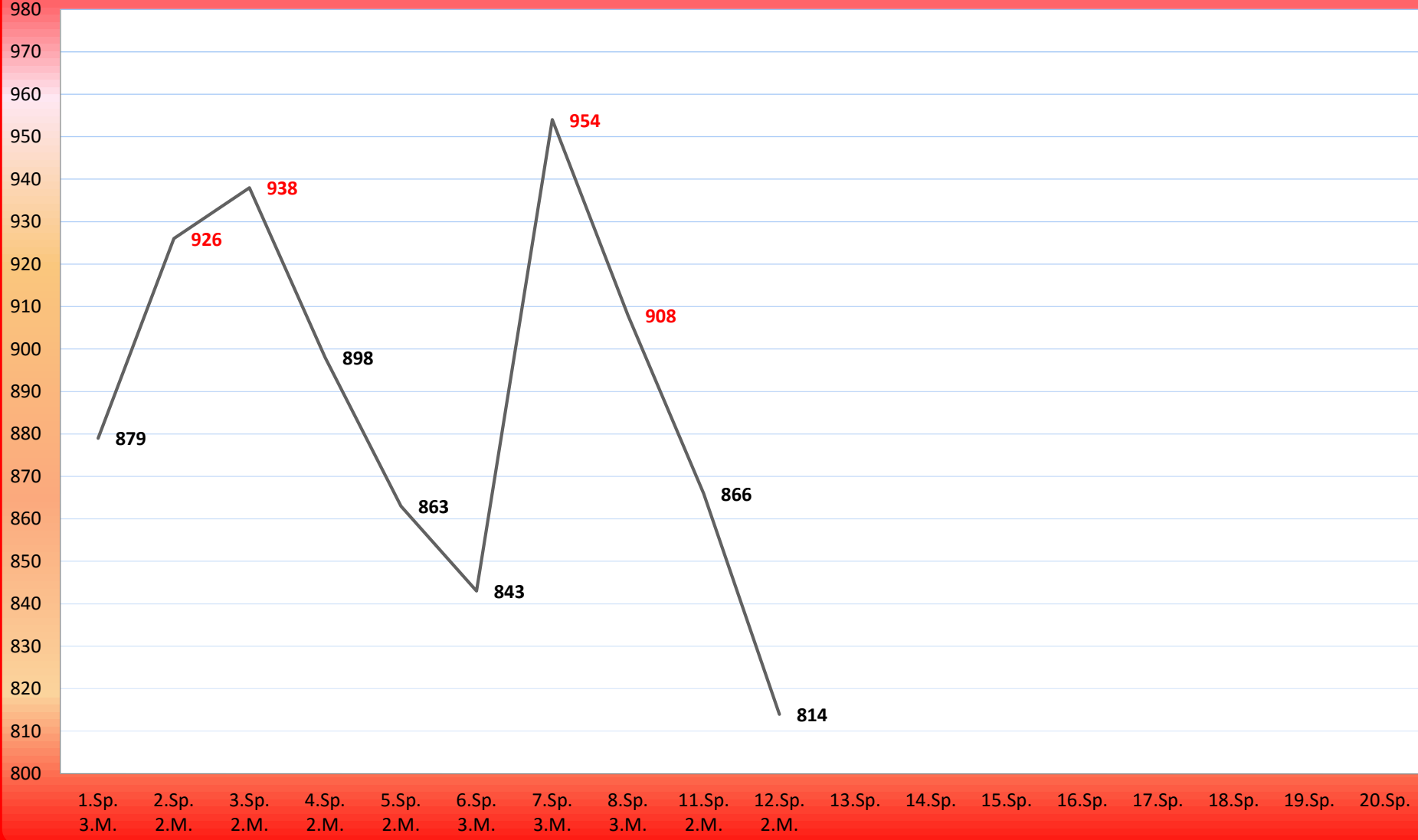
TuS Gerolsheim 3 Herren Saison 2015 - 16



Jürgen Dämgen



Tobias Bethge



Jürgen Nickel



Hans-Jürgen Basler



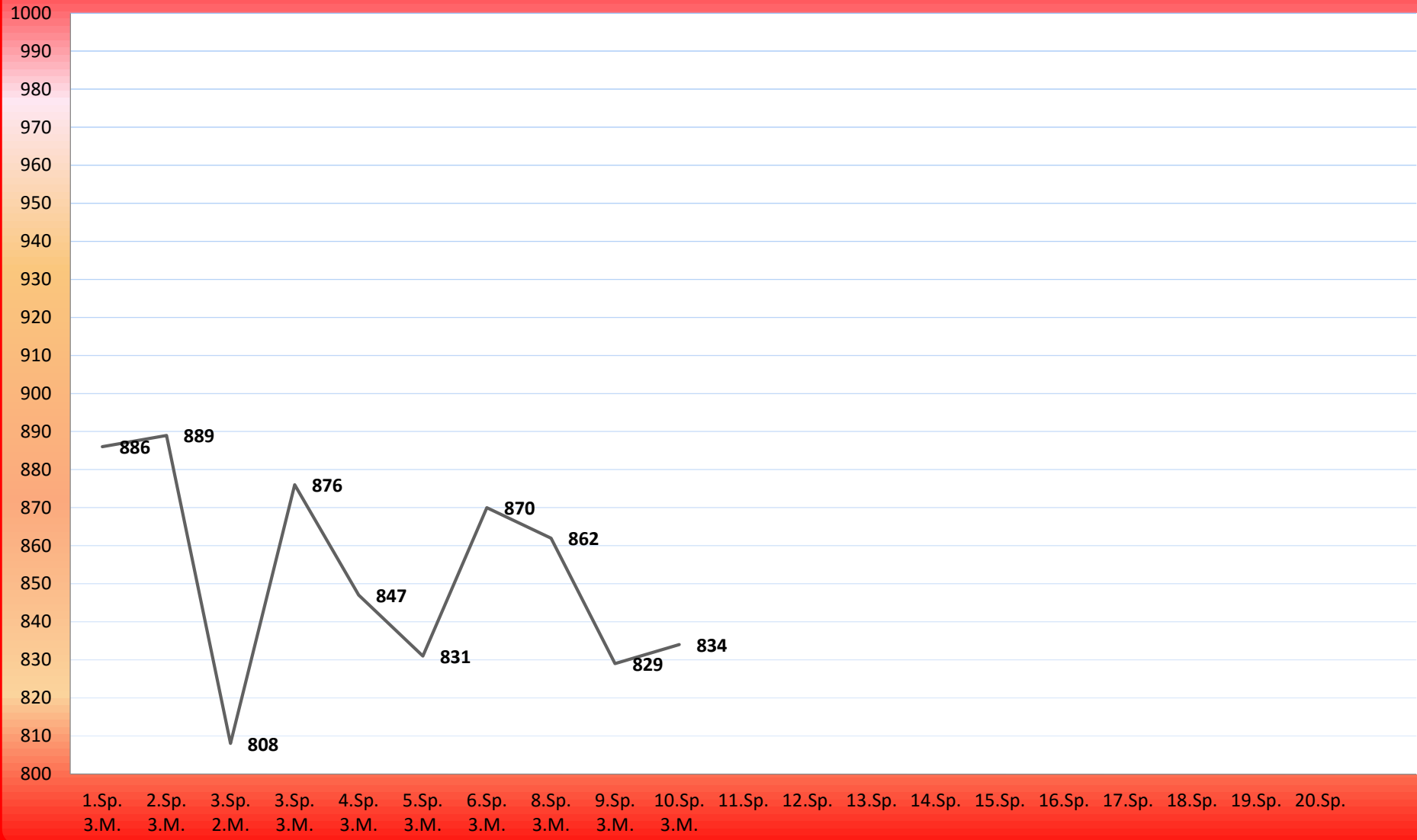
Michael Dobberstein



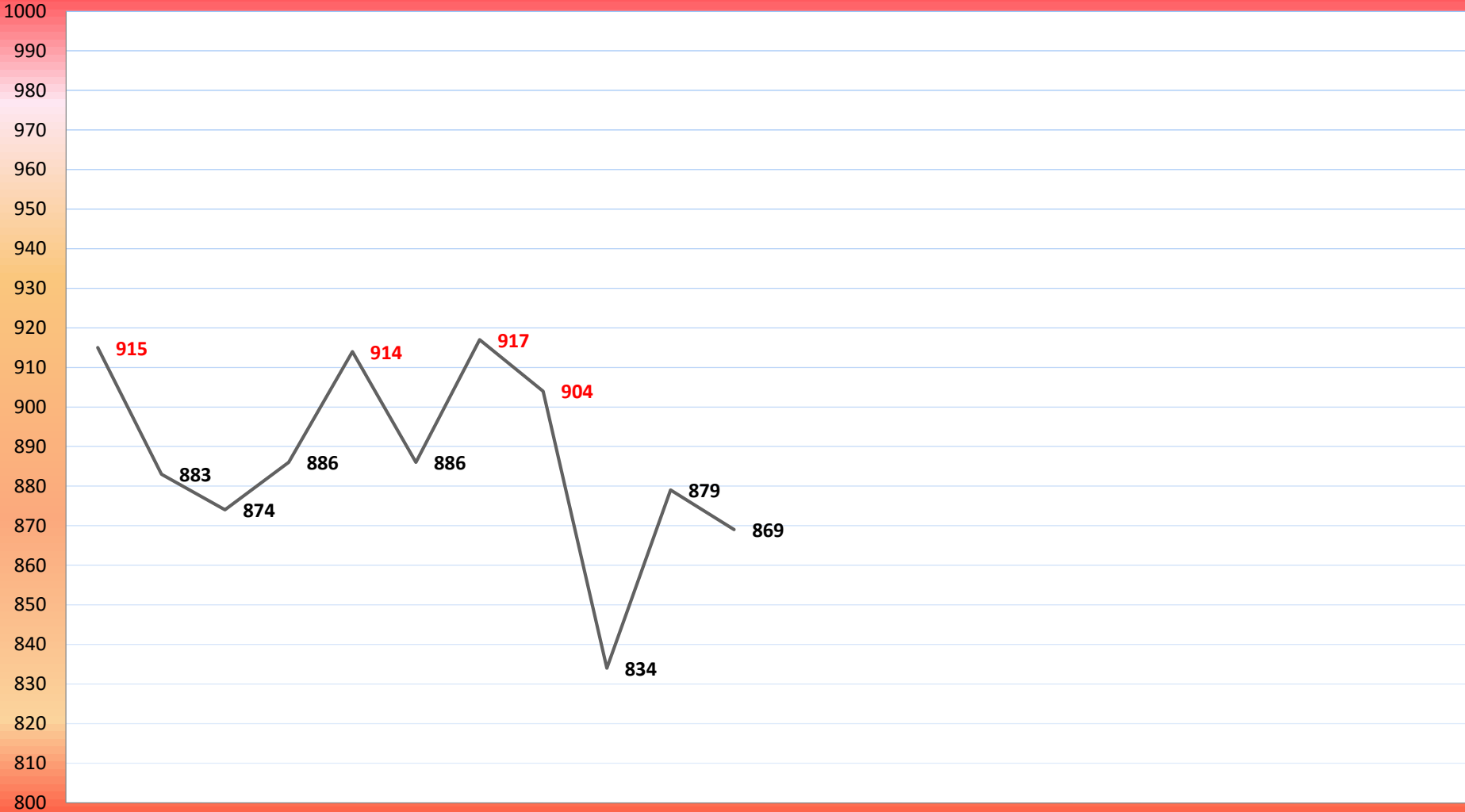
Udo Fetzer



Albert Brunner

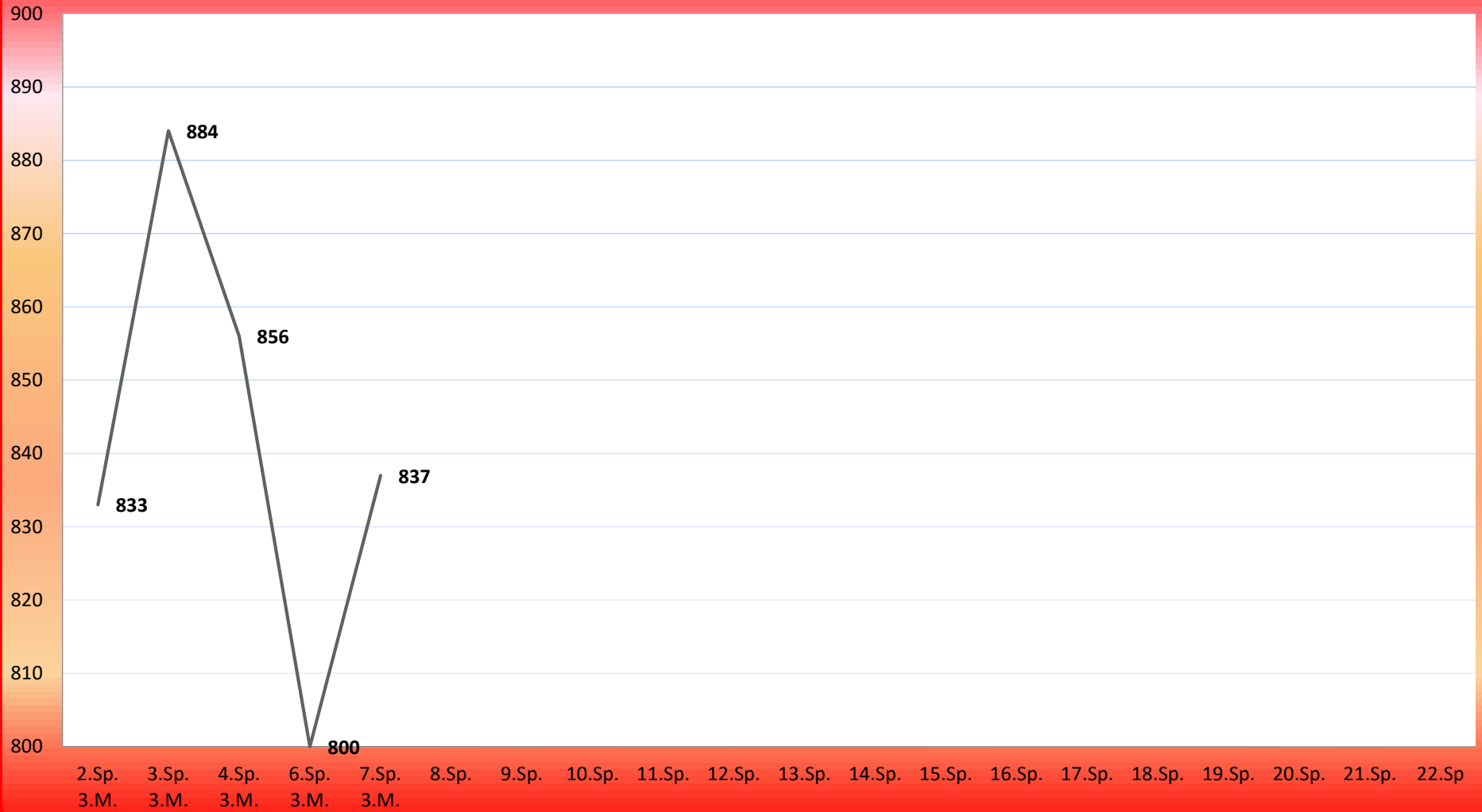


Karolj Marton

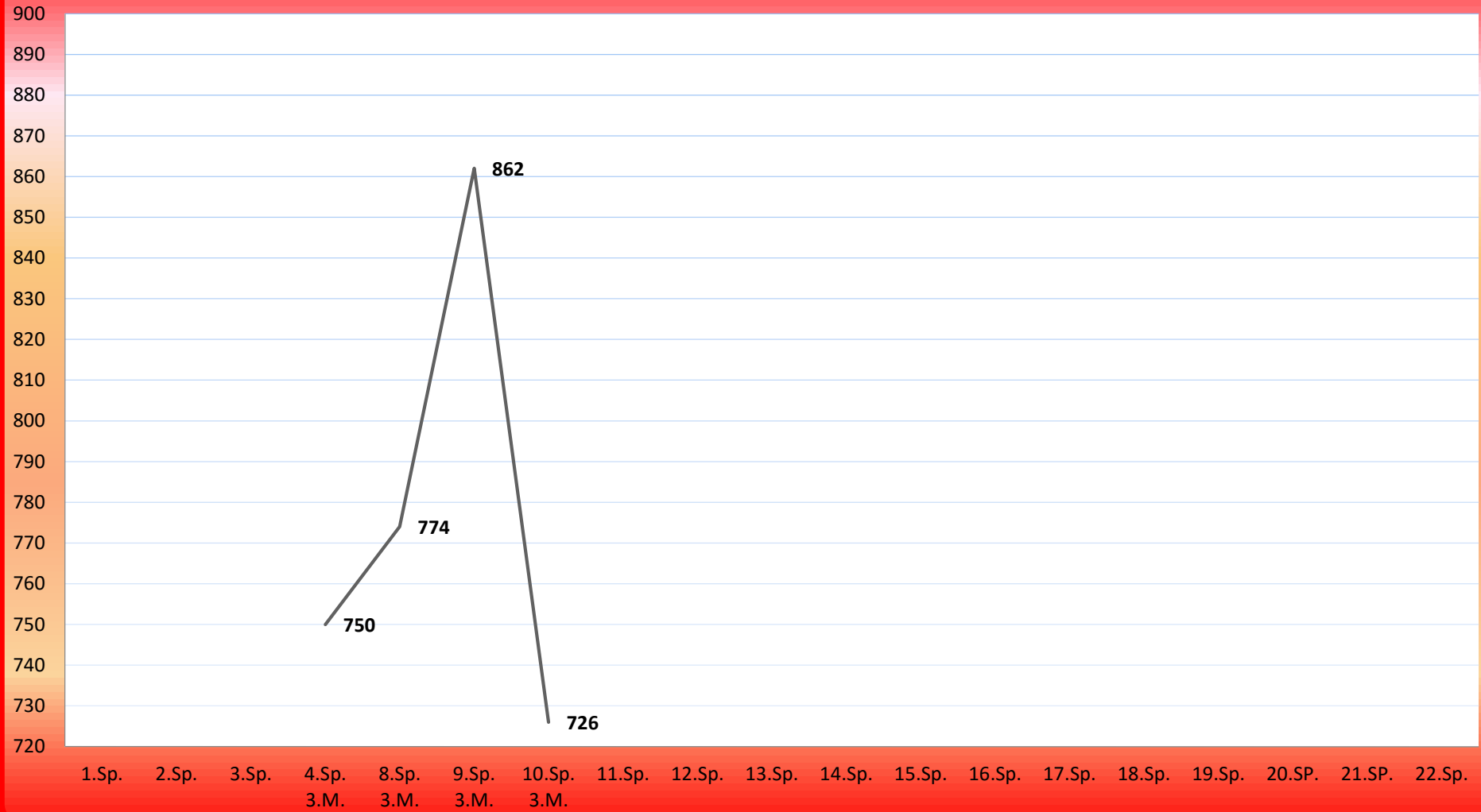


1.Sp. 2.Sp. 3.Sp. 4.Sp. 5.Sp. 6.Sp. 7.Sp. 8.Sp. 9.Sp. 9.Sp. 10.Sp. 11.Sp. 12.Sp. 13.Sp. 14.Sp. 15.Sp. 16.Sp. 17.Sp. 18.Sp. 19.Sp. 20.SP.
3.M. 3.M. 2.M. 2.M. 2.M. 2.M. 2.M. 2.M. 2.M. 3.M. 3.M.

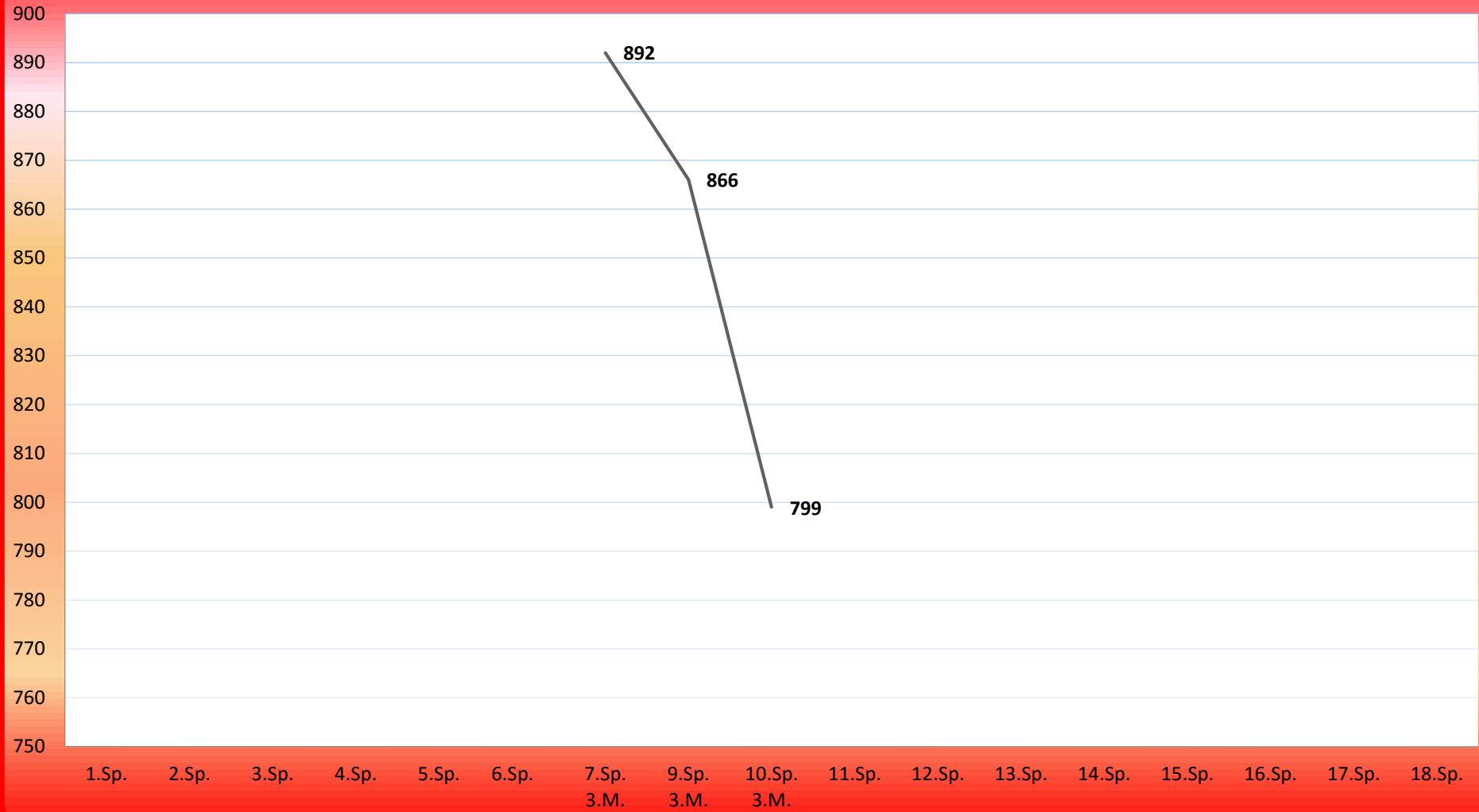
Uwe Bethge



Reinhold Haßlöcher



Carsten Nickel



Uwe Köhler



Pl.	Name	Club	1	2	3	4	5	6	7	8	9	10	11	12	13	14	15	16	17	18	Gold	Silber	Bronze	Punkte	
1	Karl Hauswirth	KV Grünstadt	10	8	12	5	12	11	12	11	11	10	-	-	-	-	-	-	-	-	-	3	3	2	102
2	Vladimir Hecimovic	SG KSG Mainz / GN Essen	6	6	11	12	11	12	6	5	11	11	-	-	-	-	-	-	-	-	-	2	4	0	91
3	Armin Moser	SKC Gommersheim	12	11	6	12	10	-	8	12	10	8	-	-	-	-	-	-	-	-	-	3	1	2	89
4	Manfred Schröder	VT Frankenthal	7	12	2	9	-	12	5	12	6	12	-	-	-	-	-	-	-	-	-	4	0	0	77
5	Egon Laudemann	BSG Bornheim	-	6	7	10	12	12	12	10	6	-	-	-	-	-	-	-	-	-	-	3	0	2	75
6	Ralf Litzel	SKC Gommersheim	6	-	10	7	12	2	11	10	6	11	-	-	-	-	-	-	-	-	-	1	2	2	75
7	Ernst Rehbein	SG KSG Mainz / GN Essen	12	12	2	7	3	2	10	8	9	9	-	-	-	-	-	-	-	-	-	2	0	1	74
8	Werner Weickert	KV Grünstadt	6	9	9	7	9	10	3	7	12	2	-	-	-	-	-	-	-	-	-	1	0	1	74
9	Wolfgang Gast	TSG Haßloch	4	8	10	10	7	8	9	5	11	-	-	-	-	-	-	-	-	-	-	0	1	2	72
10	Hans-Jürgen Armbrust	TSG Haßloch	5	9	6	12	-	11	7	11	9	-	-	-	-	-	-	-	-	-	-	1	2	0	70
11	Andreas Schulz	SG KSG Mainz / GN Essen	-	11	-	10	-	-	8	12	12	12	-	-	-	-	-	-	-	-	-	3	1	1	65
12	Gerhard Weschler	BSG Bornheim	3	11	4	7	4	8	10	8	7	-	-	-	-	-	-	-	-	-	-	0	1	1	62
13	Arnold Litzel	SKC Gommersheim	4	10	-	10	7	10	7	4	4	6	-	-	-	-	-	-	-	-	-	0	0	3	62
14	Mike Schaloske	SKC Monsheim	8	7	7	-	8	11	-	-	9	11	-	-	-	-	-	-	-	-	-	0	2	0	61
15	Winfried Klein	KV Grünstadt	8	5	9	-	8	8	2	10	8	3	-	-	-	-	-	-	-	-	-	0	0	1	61
16	Chojowski Bernd	VT Frankenthal	-	11	5	6	-	-	9	10	9	10	-	-	-	-	-	-	-	-	-	0	1	2	60
17	Jörg Stramitzel	VT Frankenthal	11	8	-	-	-	10	2	9	10	9	-	-	-	-	-	-	-	-	-	0	1	2	59
18	Michael Dobberstein	TuS Gerolsheim	7	3	7	11	9	12	-	9	-	-	-	-	-	-	-	-	-	-	-	1	1	0	58
19	Tony Brand	KV Grünstadt	7	6	6	3	6	5	9	4	5	7	-	-	-	-	-	-	-	-	-	0	0	0	58
20	Albert Brunner	TuS Gerolsheim	10	12	4	4	8	9	6	-	4	-	-	-	-	-	-	-	-	-	-	1	0	1	57
21	Bernd Müller	VT Frankenthal	5	10	10	11	-	7	-	-	11	3	-	-	-	-	-	-	-	-	-	0	2	2	57
22	Robert Neubert	KV Grünstadt	4	6	8	-	-	4	5	8	2	9	-	-	-	-	-	-	-	-	-	0	1	0	57
23	Dieter Albrecht	SG KSG Mainz / GN Essen	11	10	-	9	2	6	11	4	3	-	-	-	-	-	-	-	-	-	-	0	2	1	56
24	Siegfried Streck	SG KSG Mainz / GN Essen	-	5	10	-	4	9	7	6	5	10	-	-	-	-	-	-	-	-	-	0	0	2	56
25	Alfred Kurfess	TSG Haßloch	9	-	3	8	9	4	3	-	10	10	-	-	-	-	-	-	-	-	-	0	0	2	56
26	Tobias Uhrig	SKC Monsheim	7	4	4	-	11	9	10	6	-	4	-	-	-	-	-	-	-	-	-	0	1	1	55
27	Ingo Geiger	KV Grünstadt	10	7	4	9	10	5	4	6	-	-	-	-	-	-	-	-	-	-	-	0	0	2	55
28	Marco Steffan	SKC GH Hohenecken	-	-	8	-	-	-	12	10	12	11	-	-	-	-	-	-	-	-	-	2	1	1	53
29	Hans-Jürgen Basler	TuS Gerolsheim	4	5	2	5	12	7	10	8	-	-	-	-	-	-	-	-	-	-	-	1	0	1	53
30	Christian Niebergall	SG KSG Mainz / GN Essen	9	-	8	8	1	7	12	-	-	8	-	-	-	-	-	-	-	-	-	1	0	0	53
31	Eduard Philipp	TSG Haßloch	-	7	1	6	8	5	8	9	2	7	-	-	-	-	-	-	-	-	-	0	0	0	53
32	Hans-Gerd Schlemilch	BSG Bornheim	2	5	5	4	6	6	8	9	8	-	-	-	-	-	-	-	-	-	-	0	0	0	53
33	Tobias Ams	TSG Haßloch	-	12	-	-	-	9	11	8	12	-	-	-	-	-	-	-	-	-	-	2	1	0	52
34	Bernd Hundemer	BSG Bornheim	5	4	6	8	5	7	3	5	9	-	-	-	-	-	-	-	-	-	-	0	0	0	52
35	Gregor Kegel	SKC Gommersheim	8	3	-	9	6	5	3	6	8	-	-	-	-	-	-	-	-	-	-	0	0	0	48
36	Klaus Stengel	SKC GH Hohenecken	-	4	10	-	9	5	2	7	3	6	-	-	-	-	-	-	-	-	-	0	0	1	46

37	Sven Bormann	SKC Gommersheim	-	6	11	11	-	-	4	7	2	4	-	-	-	-	-	-	-	-	-	-	0	2	0	45
38	Illja Latkovic	SKC Monsheim	10	3	9	-	-	-	11	11	-	-	-	-	-	-	-	-	-	-	-	-	0	2	1	44
39	Volker Tremmel	SKC GH Hohenecken	5	-	12	-	7	3	-	-	7	8	-	-	-	-	-	-	-	-	-	-	1	0	0	42
40	Reiner Wilhelmy	KV Grünstadt	3	1	3	4	4	8	8	3	3	5	-	-	-	-	-	-	-	-	-	-	0	0	0	42
41	Norbert Winkenbach	SKC Monsheim	-	9	-	-	9	7	9	-	5	2	-	-	-	-	-	-	-	-	-	-	0	0	0	41
42	Jens Kretzschmar	VT Frankenthal	10	9	11	3	-	3	4	-	-	-	-	-	-	-	-	-	-	-	-	-	0	1	1	40
43	Jürgen Dämgen	TuS Gerolsheim	9	-	-	3	10	6	5	6	-	-	-	-	-	-	-	-	-	-	-	-	0	0	1	39
44	Uwe Rohde	SKC GH Hohenecken	12	7	5	-	-	8	1	-	5	-	-	-	-	-	-	-	-	-	-	-	1	0	0	38
45	Markus Gauger	SKC GH Hohenecken	11	9	2	-	2	2	6	2	4	-	-	-	-	-	-	-	-	-	-	-	0	1	0	38
46	Detlef Schwender	SKC Gommersheim	9	5	5	8	4	3	-	1	-	2	-	-	-	-	-	-	-	-	-	-	0	0	0	37
47	Josef Kraus	KV Grünstadt	1	4	-	11	2	3	2	4	4	4	-	-	-	-	-	-	-	-	-	-	0	1	0	36
48	Horst Nied	TSG Haßloch	6	2	-	-	5	1	10	2	7	3	-	-	-	-	-	-	-	-	-	-	0	0	1	36
49	Tobias Bethge	TuS Gerolsheim	8	-	-	-	-	4	12	11	-	-	-	-	-	-	-	-	-	-	-	-	1	1	0	35
50	Wilfried Selzer	KV Grünstadt	-	4	3	-	3	4	6	3	6	6	-	-	-	-	-	-	-	-	-	-	0	0	0	35
51	Hans-Jürgen Pabst	KV Grünstadt	5	3	4	-	5	-	5	5	4	3	-	-	-	-	-	-	-	-	-	-	0	0	0	34
52	Dennis Eisenbach	KV Grünstadt	-	7	-	-	7	3	7	7	3	-	-	-	-	-	-	-	-	-	-	-	0	0	0	34
53	Peter Braun	SKC GH Hohenecken	7	-	7	-	8	10	-	-	-	-	-	-	-	-	-	-	-	-	-	-	0	0	1	32
54	Karolj Marton	TuS Gerolsheim	11	10	-	-	-	-	-	-	10	-	-	-	-	-	-	-	-	-	-	-	0	1	2	31
55	Ewald Louis	TSG Haßloch	11	10	-	-	10	-	-	-	-	-	-	-	-	-	-	-	-	-	-	-	0	1	2	31
56	Friedel Uhrig	SKC Monsheim	1	-1	3	-	5	-	7	2	1	9	-	-	-	-	-	-	-	-	-	-	0	0	0	27
57	Jan Rohde	SKC GH Hohenecken	-	12	-	-	-	-	5	9	-	-	-	-	-	-	-	-	-	-	-	-	1	0	0	26
58	Franz Hirsch	BSG Bornheim	-	-	-	-	3	1	11	-	10	-	-	-	-	-	-	-	-	-	-	-	0	1	1	25
59	Tobias Kräuter	SKC Monsheim	12	-	12	-	-	-	-	-	-	-	-	-	-	-	-	-	-	-	-	-	2	0	0	24
60	Jürgen Nickel	TuS Gerolsheim	-	11	-	-	-	-	-	12	-	-	-	-	-	-	-	-	-	-	-	-	1	1	0	23
61	Arno Oehmig	SKC GH Hohenecken	-	-	-	-	-	11	-	-	-	12	-	-	-	-	-	-	-	-	-	-	1	1	0	23
62	Andreas Wendt	TSG Haßloch	-	-	-	2	6	-	-	3	-	12	-	-	-	-	-	-	-	-	-	-	1	0	0	23
63	Daniel Decker	BSG Bornheim	-	-	9	-	10	4	-	-	-	-	-	-	-	-	-	-	-	-	-	-	0	0	1	23
64	Michels Markus	VT Frankenthal	3	2	-	1	-	6	1	2	8	-	-	-	-	-	-	-	-	-	-	-	0	0	0	23
65	Walter Dicu	VT Frankenthal	1	-	8	12	-	-	-	-	-	-	-	-	-	-	-	-	-	-	-	-	1	0	0	21
66	Thomas Kraus	SKC Monsheim	3	-	-	-	3	-	6	3	6	-	-	-	-	-	-	-	-	-	-	-	0	0	0	21
67	Anton Spiegel	SKC GH Hohenecken	9	8	-	-	-	4	-	-	-	-	-	-	-	-	-	-	-	-	-	-	0	0	0	21
68	Markus Biebinger	TuS Gerolsheim	-	-	9	-	-	-	-	-	11	-	-	-	-	-	-	-	-	-	-	-	0	1	0	20
69	Michael Schmalzl	KV Grünstadt	3	-	-	-	1	10	1	-	1	4	-	-	-	-	-	-	-	-	-	-	0	0	1	20
70	Peter Weschler	BSG Bornheim	1	3	1	2	-	-	4	4	5	-	-	-	-	-	-	-	-	-	-	-	0	0	0	20
71	Stephan Dobberstein	SKC Monsheim	-	8	6	-	-	-	-	-	-	6	-	-	-	-	-	-	-	-	-	-	0	0	0	20
72	Reinhold Haßlöcher	TuS Gerolsheim	-	-	-	2	7	-	-	2	7	-	-	-	-	-	-	-	-	-	-	-	0	0	0	18
73	Michael Kräuter	SKC Monsheim	-	2	-	-	-	6	-	7	2	-	-	-	-	-	-	-	-	-	-	-	0	0	0	17

74	Carsten Nickel	TuS Gerolsheim	-	-	-	-	-	-	9	-	8	-	-	-	-	-	-	-	-	-	-	-	-	0	0	0	17
75	Uwe Bethge	TuS Gerolsheim	-	2	5	6	-	1	2	-	-	-	-	-	-	-	-	-	-	-	-	-	-	0	0	0	16
76	Maximilian Hudel	SKC Monsheim	-	-	-	-	2	12	-	-	-	-	-	-	-	-	-	-	-	-	-	-	-	1	0	0	14
77	Dirk Schurig	SKC Gommersheim	-	-	2	-	-	11	1	-	-	-	-	-	-	-	-	-	-	-	-	-	-	0	1	0	14
78	Hans-Peter Ferentz	VT Frankenthal	-	-	-	-	-	2	3	5	2	1	-	-	-	-	-	-	-	-	-	-	-	0	0	0	13
79	Marcel Hunger	SG KSG Mainz / GN Essen	-	-	3	1	-	1	-	1	7	-	-	-	-	-	-	-	-	-	-	-	-	0	0	0	13
80	Christian Birkheimer	SG KSG Mainz / GN Essen	-	-	-	-	-	12	-	-	-	-	-	-	-	-	-	-	-	-	-	-	-	1	0	0	12
81	Alain Karsai	TuS Gerolsheim	-	-	12	-	-	-	-	-	-	-	-	-	-	-	-	-	-	-	-	-	-	1	0	0	12
82	Uwe Köhler	TuS Gerolsheim	-	-	-	-	-	-	-	-	12	-	-	-	-	-	-	-	-	-	-	-	-	1	0	0	12
83	Jörg Schlemlich	BSG Bornheim	12	-	-	-	-	-	-	-	-	-	-	-	-	-	-	-	-	-	-	-	-	1	0	0	12
84	Ludwig Doerle	SG KSG Mainz / GN Essen	-	-	12	-	-	-	-	-	-	-	-	-	-	-	-	-	-	-	-	-	-	1	0	0	12
85	Gerhard Graf	SKC Monsheim	-	-	-	-	-	-	-	12	-	-	-	-	-	-	-	-	-	-	-	-	-	1	0	0	12
86	Dieter Hartmann	SKC Gommersheim	-	1	1	-	1	9	-	-	-	-	-	-	-	-	-	-	-	-	-	-	-	0	0	0	12
87	Christopher Braun	SKC GH Hohenecken	-	-	-	-	-	-	-	-	11	-	-	-	-	-	-	-	-	-	-	-	-	0	1	0	11
88	Hans-Lothar Bechtel	KV Grünstadt	-	-	-	-	11	-	-	-	-	-	-	-	-	-	-	-	-	-	-	-	-	0	1	0	11
89	Christian Eichhorn	TSG Haßloch	-	-	11	-	-	-	-	-	-	-	-	-	-	-	-	-	-	-	-	-	-	0	1	0	11
90	Klaus Krahl	SKC GH Hohenecken	-	-	-	-	11	-	-	-	-	-	-	-	-	-	-	-	-	-	-	-	-	0	1	0	11
91	Udo Fetzner	TuS Gerolsheim	-	-	-	-	11	-	-	-	-	-	-	-	-	-	-	-	-	-	-	-	-	0	1	0	11
92	Horst Küntzel	SKC Gommersheim	-	2	-	-	-	-	-	-	-	7	-	-	-	-	-	-	-	-	-	-	-	0	0	0	9
93	Martin Dicu	VT Frankenthal	2	-	1	-	-	-	-	-	-	5	-	-	-	-	-	-	-	-	-	-	-	0	0	0	8
94	Elias Hudel	SKC Monsheim	-	-	-	-	-	-	-	-	3	5	-	-	-	-	-	-	-	-	-	-	-	0	0	0	8
95	Frank Billian	TSG Haßloch	-	-	8	-	-	-	-	-	-	-	-	-	-	-	-	-	-	-	-	-	-	0	0	0	8
96	Erich Storck	KV Grünstadt	8	-	-	-	-	-	-	-	-	-	-	-	-	-	-	-	-	-	-	-	-	0	0	0	8
97	Moritz Fuhrmann	TSG Haßloch	-	-	-	-	-	-	-	-	-	8	-	-	-	-	-	-	-	-	-	-	-	0	0	0	8
98	Wilfried Junghanß	KV Grünstadt	-	-	7	-	-	-	-	-	-	-	-	-	-	-	-	-	-	-	-	-	-	0	0	0	7
99	Siegbert Heilig	SKC GH Hohenecken	-	-	-	-	-	-	-	-	-	7	-	-	-	-	-	-	-	-	-	-	-	0	0	0	7
100	Manfred Hinkel	KV Grünstadt	-	-	-1	-	-	2	-	-	-	5	-	-	-	-	-	-	-	-	-	-	-	0	0	0	6
101	Alexander Walther	BSG Bornheim	6	-	-	-	-	-	-	-	-	-	-	-	-	-	-	-	-	-	-	-	-	0	0	0	6
102	Wolfgang Weschler	BSG Bornheim	-	-	-	5	-	-	-	-	-	-	-	-	-	-	-	-	-	-	-	-	-	0	0	0	5
103	Richard Clemens	SKC GH Hohenecken	-	-	1	-	1	-	-	-	1	1	-	-	-	-	-	-	-	-	-	-	-	0	0	0	4
104	Horst Glock	SG KSG Mainz / GN Essen	2	-	-	-	-	-	-	-	-	2	-	-	-	-	-	-	-	-	-	-	-	0	0	0	4
105	Hubert Ohl	SG KSG Mainz / GN Essen	4	-	-	-	-	-	-	-	-	-	-	-	-	-	-	-	-	-	-	-	-	0	0	0	4
106	Werner Barz	SKC GH Hohenecken	-	-	-	-	-	-	-	3	-	-	-	-	-	-	-	-	-	-	-	-	-	0	0	0	3
107	Sebastian Buch	SKC Monsheim	-	-	-	-	-	1	1	-	-	-	-	-	-	-	-	-	-	-	-	-	-	0	0	0	2
108	Mario Del-Pin	SG KSG Mainz / GN Essen	1	1	-	-	-	-	-	-	-	-	-	-	-	-	-	-	-	-	-	-	-	0	0	0	2
109	Marcel Neu	SKC GH Hohenecken	2	-	-	-	-	-	-	-	-	-	-	-	-	-	-	-	-	-	-	-	-	0	0	0	2
110	Hans-Peter Böhmer	TSG Haßloch	2	-	-	-	-	-	-	-	-	-	-	-	-	-	-	-	-	-	-	-	-	0	0	0	2

111	Emil Riebe	VT Frankenthal	-	-	-	-	-	-	1	-	-	-	-	-	-	-	-	-	-	-	-	0	0	0	1	
112	Kevin Grössl	KV Grünstadt	-1	-	-	-	-	-	1	1	-	-	-	-	-	-	-	-	-	-	-	-	0	0	0	1
113	Timo Hesse	KV Grünstadt	-	1	-	-	-	-	-	-	-	-	-	-	-	-	-	-	-	-	-	-	0	0	0	1
114	Kurt Keck	BSG Bornheim	-	-	-	-	-	-	1	-	-	-	-	-	-	-	-	-	-	-	-	-	0	0	0	1
115	Sascha Ruschil	BSG Bornheim	-	1	-	-	-	-	-	-	-	-	-	-	-	-	-	-	-	-	-	-	0	0	0	1
116	Frank Löwer	TSG Haßloch	-	-	-	-	-	-	-	-	1	-	-	-	-	-	-	-	-	-	-	-	0	0	0	1
117	Frank Hoffmann	TSG Haßloch	-	-	-	1	-	-	-	-	-	-	-	-	-	-	-	-	-	-	-	-	0	0	0	1